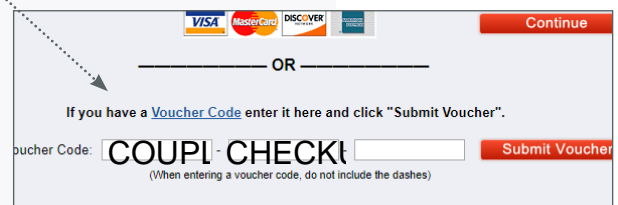
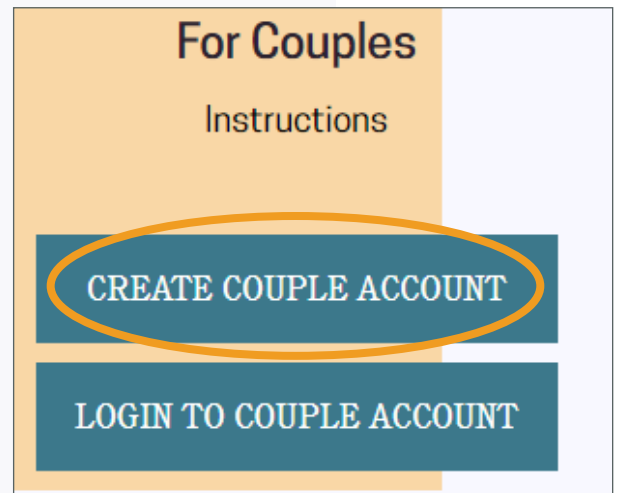


# Instructions for Couples

COUPLE-CHECKUP-2F3P4Y

## Partner 1 creates the account

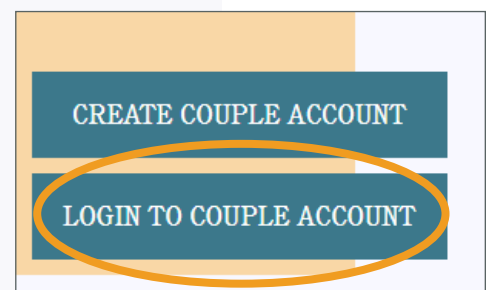
1. Go to [www.CoupleCheckup.com](http://www.CoupleCheckup.com)
2. Click on **Create Couple Account** under For Couples.
3. Enter the 3-part voucher code you received from your pastor or church leader and click **Submit Voucher**.
4. Enter your first name and email, as well as your partner's.
5. Create a password and click **Continue** to create your account. Your Account Number will appear onscreen



Continue on to take your portion of the assessment. You'll be asked a few background questions that will help customize the assessment to your relationship.

## Partner 2 logs into the existing account

1. Go to [www.CoupleCheckup.com](http://www.CoupleCheckup.com)
2. Click **Login to Couple Account**.
3. Enter the **Account Number and password**.
4. Click your name to take your portion of the assessment.



Once you and your partner have completed the assessment, you'll be able to access your report. Click **View Results** to open the PDF and save it to your computer.



Please note: Couple Accounts are only good for 90 days from the date of creation.