


Student Supply List - Grade 3  
For 2021-2022

- 5 - One-subject notebooks (math, reading, writing, science/social studies)
- 1 - Eight-pocket folder
- 1 - Communicator Folder for homework and papers between home and school
- 1 - Homework Planner
- 1 - Soft Pencil Case
- 12 - #2 Pencils (leave half at home to start the year)
- 2 - Red Pens
- 1 - Highlighter
- 1 - Package of Colored Pencils
- 1 - Set of Washable Markers 10 or 12 count
- 2 - Fine Point Dry Erase Markers (any color)
- 1 - Box of Crayons 16 count
- 1 - Pair of Scissors
- 2 - Glue Sticks (leave 1 at home to start the year)
- 1 - Glue bottle
- 1 - Sketch Pad for Art
- 1-Roll of Paper Towels
- 2-boxes of tissues
- 1-Hand Sanitizer
- 1-Large or Small Plastic Bags



170 John F. Kennedy Blvd., Somerset, NJ 08873 (732) 828-1402

June 11, 2021

Dear Incoming 3rd Grade Students:

Attached you will find the **Summer Packet for Mathematics** which is to be completed and returned to school during the first week in September 2021.

This will count as your first official grade in Math, so be attentive to the quality of your work as well as the responses. Everything attached is a review from 2nd grade, and will help keep your mind fresh and sharp over the summer. The packet is **mandatory**.

A **suggested** resource is practicing from the Summer Bridges workbook, that can be purchased through Amazon. This is a great tool that offers review work, and enrichment work to help prepare for 3rd grade in both Reading and Math. The link is below:

[https://www.amazon.com/Summer-Bridge-Activities%C2%AE-Grades-Activities/dp/148381582X/ref=sr\\_1\\_1\\_sspa?dchild=1&keywords=summer+bridge+grades+2-3&qid=1620049691&sr=8-1-spons&psc=1&spLa=ZW5jcnlwdGVkUXVhbGlmaWVyPUEzVkdGOVRUMkdRQVFEJmVuY3J5cHRIZEIkPUEwNTcxODk4MkZNVUg4R0VNNUF5SWCZlbnNyeXB0ZWRBZEIkPUEwMTMxMDk3M0hNQVdZNzdNS1FaTyZ3aWRnZXROYW1lPXNwX2F0ZiZhY3Rpb249Y2xpY2tSZWRpc mVjdCZkb05vdExvZ0NsaWNrPXRydWU=](https://www.amazon.com/Summer-Bridge-Activities%C2%AE-Grades-Activities/dp/148381582X/ref=sr_1_1_sspa?dchild=1&keywords=summer+bridge+grades+2-3&qid=1620049691&sr=8-1-spons&psc=1&spLa=ZW5jcnlwdGVkUXVhbGlmaWVyPUEzVkdGOVRUMkdRQVFEJmVuY3J5cHRIZEIkPUEwNTcxODk4MkZNVUg4R0VNNUF5SWCZlbnNyeXB0ZWRBZEIkPUEwMTMxMDk3M0hNQVdZNzdNS1FaTyZ3aWRnZXROYW1lPXNwX2F0ZiZhY3Rpb249Y2xpY2tSZWRpc mVjdCZkb05vdExvZ0NsaWNrPXRydWU=)

Have a wonderful summer, and I'm looking forward to having you all next school year!

*Mrs. Mary Lynch,*

SMS Grade 3 Teacher

Mlynch@StMatthiasnj.org

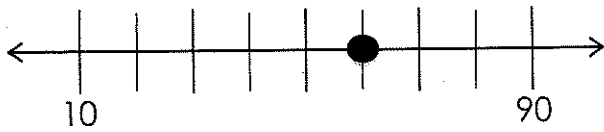
Mission Statement:

Saint Matthias School, in partnership with the Catholic Community of Saint Matthias and our school families, provides an educational foundation that celebrates diversity, and nurtures students to develop moral values and life skills. We strive to engage each student spiritually and academically in a Christ-centered environment, to prepare them to live as disciples and citizens.

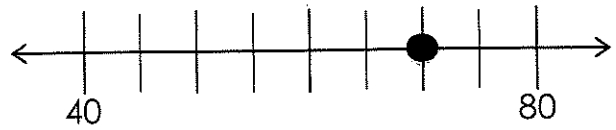
Name \_\_\_\_\_

What number is shown on the number line?

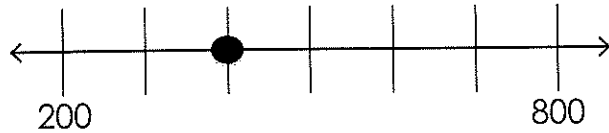
1.



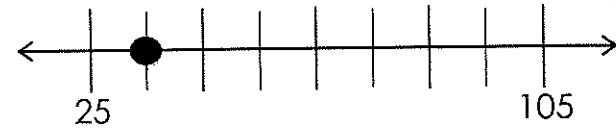
6.



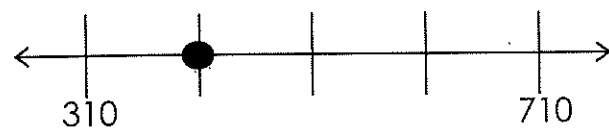
2.



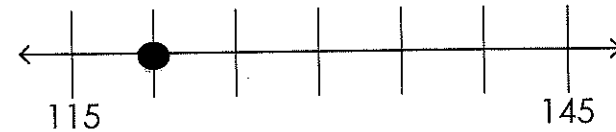
7.



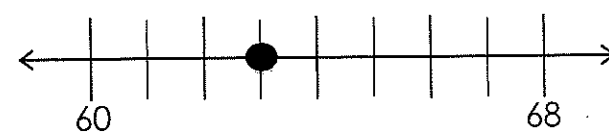
3.



8.



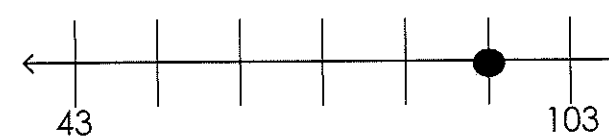
4.



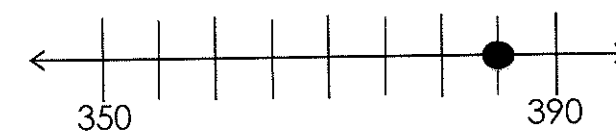
9.



5.



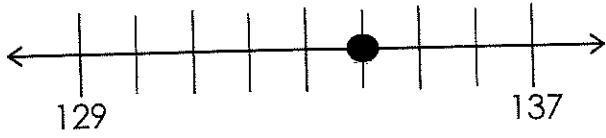
10.



Name \_\_\_\_\_

What number is shown on the number line?

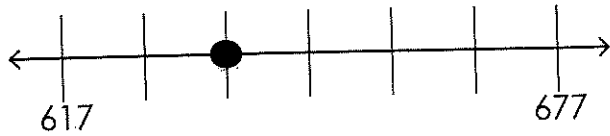
11.



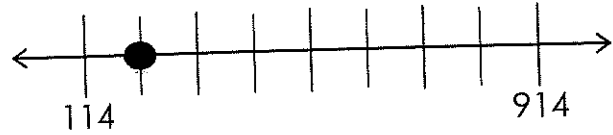
16.



12.



17.



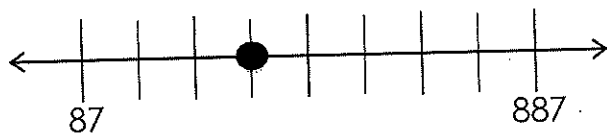
13.



18.



14.



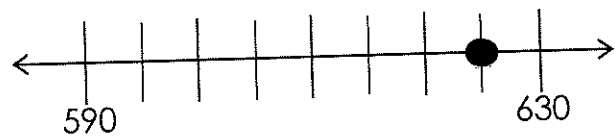
19.



15.



20.



Name \_\_\_\_\_

1.  $\underline{\quad} + 9 = 63$

11.  $64 - 8 = \underline{\quad}$

2.  $5 + \underline{\quad} = 40$

12.  $22 = \underline{\quad} - 67$

3.  $\underline{\quad} + 3 = 98$

13.  $72 + 19 = \underline{\quad}$

4.  $54 = \underline{\quad} - 8$

14.  $\underline{\quad} = 66 + 16$

5.  $\underline{\quad} = 28 - 19$

15.  $\underline{\quad} - 35 = 28$

6.  $\underline{\quad} = 17 + 36$

16.  $\underline{\quad} + 75 = 92$

7.  $\underline{\quad} - 39 = 18$

17.  $12 = \underline{\quad} - 48$

8.  $54 = 13 + \underline{\quad}$

18.  $90 - 11 = \underline{\quad}$

9.  $46 + 38 = \underline{\quad}$


19.  $73 = 57 + \underline{\quad}$

10.  $7 = 35 - \underline{\quad}$

20.  $\underline{\quad} = 45 + 47$

Name \_\_\_\_\_

The picture graph shows a survey of students' favorite colors.

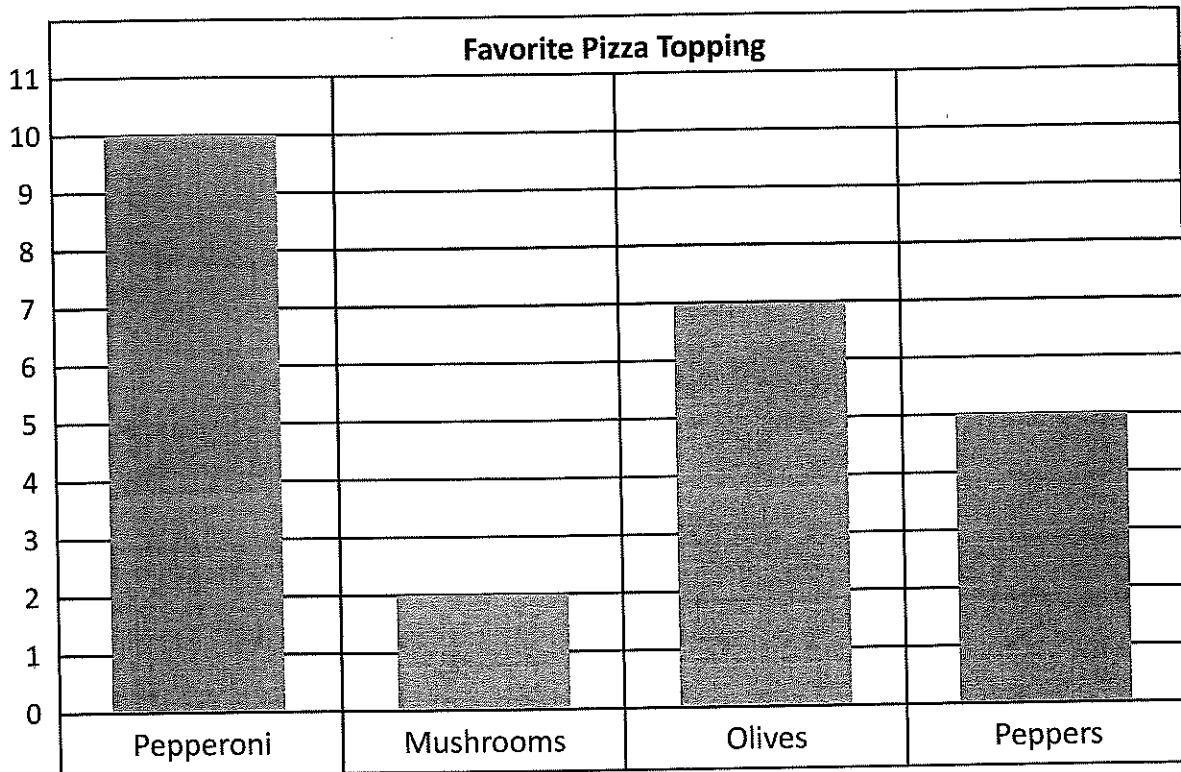


Use the picture graph above to answer the following questions.

1. How many students chose red as their favorite color? \_\_\_\_\_
2. How many students chose blue as their favorite color? \_\_\_\_\_
3. How many more students chose green than yellow? \_\_\_\_\_
4. How many more students chose blue than yellow and red? \_\_\_\_\_
5. How many fewer students chose red than green? \_\_\_\_\_
6. How many fewer students chose yellow than green and blue combined?  
\_\_\_\_\_
7. How many students chose either red or blue? \_\_\_\_\_
8. How many of the students surveyed did not choose green?
9. How many of the students surveyed did not choose blue?
10. How many students were surveyed in all? \_\_\_\_\_

Name \_\_\_\_\_

The bar graph shows a survey of students' favorite pizza topping.



Use the bar graph above to answer the following questions.

11. How many students chose olives as their favorite pizza topping? \_\_\_\_\_
12. How many students chose pepperoni as their favorite pizza topping? \_\_\_\_\_
13. How many more students chose peppers than mushrooms? \_\_\_\_\_
14. How many more students chose olives than mushrooms? \_\_\_\_\_
15. How many more students chose pepperoni and mushrooms than olives and peppers? \_\_\_\_\_
16. How many fewer students chose mushrooms than pepperoni? \_\_\_\_\_
17. How many fewer students chose peppers than pepperoni and olives combined? \_\_\_\_\_
18. How many of the students surveyed did not choose peppers? \_\_\_\_\_
19. How many of the students surveyed did not choose pepperoni? \_\_\_\_\_
20. How many students were surveyed in all? \_\_\_\_\_

Name \_\_\_\_\_

1. 2 quarters, 1 nickel, 7 pennies
2. 4 dimes, 5 nickels, 3 pennies
3. 2 twenty-dollar bills, 1 ten-dollar bill, 6 one-dollar bills
4. 1 quarter, 2 dimes, 3 nickels, 12 pennies
5. 1 twenty-dollar bill, 2 ten-dollar bills, 9 five-dollar bills
6. 1 dime, 11 nickels, 8 pennies
7. 4 ten-dollar bills, 1 five-dollar bill, 14 one-dollar bills
8. 3 twenty-dollar bills, 3 ten-dollar bills, 9 one-dollar bills
9. 3 quarters, 2 dimes, 3 pennies
10. 1 dime, 4 nickels, 6 pennies
11. 1 ten-dollar bill, 5 five-dollar bills, 18 one-dollar bills




Name \_\_\_\_\_

**How much change?**


12. Brandon pays for \$74 of groceries with a \$100 bill.
13. Maria pays for a 62¢ apple with a \$1 bill.
14. Dan pays for a 49¢ pack of gum with a \$1 bill.
15. Isabella pays for an \$18 dress with a \$100 bill.
16. Jorge pays for a \$24 video game with a \$100 bill.
17. Edward pays for a 91¢ bottle of water with a \$1 bill.
18. Olivia pays for her \$57 cell phone bill with a \$100 bill.
19. Marco pays for a 33¢ bag of potato chips with a \$1 bill.
20. Liz pays for a 6¢ pencil with a \$1 bill.

Name \_\_\_\_\_


1. What time is it?




6. What time is it?



2. What time is it?




7. What time is it?




3. What time is it?



8. What time is it?




4. What time is it?




9. What time is it?




5. What time is it?




10. What time is it?




11. What time is it?




16. What time is it?




12. What time is it?




17. What time is it?



13. What time is it?




18. What time is it?




14. What time is it?




19. What time is it?



15. What time is it?



20. What time is it?



Name \_\_\_\_\_

For numbers 1-6, measure each line using the inch ruler.

1. \_\_\_\_\_

2. \_\_\_\_\_

3. \_\_\_\_\_

4. \_\_\_\_\_

5. \_\_\_\_\_

6. \_\_\_\_\_

For numbers 7-20, measure each line using the centimeter ruler.

7. \_\_\_\_\_

8. \_\_\_\_\_

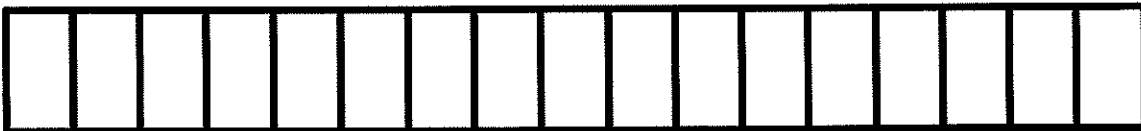
9. \_\_\_\_\_

10. \_\_\_\_\_

Cut out this inch ruler to use.



Cut out this centimeter ruler to use.



11. \_\_\_\_\_

12. \_\_\_\_\_

13. \_\_\_\_\_

14. \_\_\_\_\_

15. \_\_\_\_\_

16. \_\_\_\_\_

17. \_\_\_\_\_

18. \_\_\_\_\_

19. \_\_\_\_\_

20. \_\_\_\_\_

## Summer Packet Instructions 3rd Grade ELA

### **Book Reports:**

- You are to read at least two books this summer. One fiction and one nonfiction. You will complete the story elements page using the fiction book that you read.
- For the nonfiction book you will complete the book report page.

### **Writing:**

Using the writing journal and the writing prompts, complete at least five writing entries this summer. Feel free to use any lined paper that you have and write more!

### **Grammar:**

Please complete the attached grammar sheets. These are areas that you may need some more practice with before beginning third grade.

Name: \_\_\_\_\_

# STORY ELEMENTS

Characters

Setting

Problem

Solution

# BOOK REPORT

Make sure your sentences are complete (capitalization and punctuation) and that they make sense!

Name: \_\_\_\_\_


Date: \_\_\_\_\_

Book Title: \_\_\_\_\_

Author: \_\_\_\_\_

# of Pages: \_\_\_\_\_

Circle one: Fiction Non Fiction



Who are the main characters or subject(s) the book is written about?

---

---

---

Write a brief summary of the book. Make sure to include a beginning middle and end of the story or list three things you learned from the book.

---

---

What was your favorite part of the story or favorite fact you learned?

---

---

---

Did you like this book? Why or why not?

---

---

---



# Possessive Pronouns

Pronouns take the place of nouns in a sentence. A **possessive pronoun** shows ownership.



Whose face is on the quarter?

Circle the possessive pronouns.

my      your      you      its      our      her      him  
his      your      their      there      whose      you

Rewrite each sentence to include a possessive pronoun with the noun.

- I saw the dog that belongs to you. I saw your dog.
- The coat that belongs to me is warm. \_\_\_\_\_
- This is the house that belongs to Sue. \_\_\_\_\_
- Tim's brother is five years old. \_\_\_\_\_
- The horse's leg is sore. \_\_\_\_\_
- Dad is driving the car that belong to us. \_\_\_\_\_

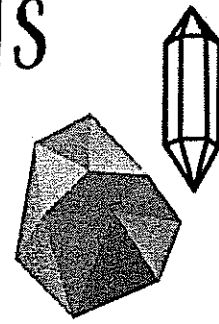
Some **possessive pronouns** can stand alone. These pronouns include **yours, mine, ours, hers, his and theirs.**

Complete each sentence with a possessive pronoun that stands alone.

- This room belongs to my sisters. This room is theirs.
- Those glasses belongs to you. Those glasses are \_\_\_\_\_.
- These books belong to Bruce. These books are \_\_\_\_\_.
- Two of these dollars belong to me. Two of these dollars are \_\_\_\_\_.

# CRYSTAL CLEAR CONTRACTIONS

Look for two words in each sentence that can be combined to form a contraction.  
Underline the words and write the new contraction on the line below each sentence.



**Example:** This will be the best day ever!

**New contraction:** This'll

1. She will go to the farmer's market to get apples and a watermelon.

**New contraction:** \_\_\_\_\_

2. After the movie we will go out to eat at the Italian restaurant.

**New contraction:** \_\_\_\_\_

3. Young children should not play with matches.

**New contraction:** \_\_\_\_\_

4. Ben and Alyssa are not ready to go to the concert.

**New contraction:** \_\_\_\_\_

5. There was not a cloud in the sky, so we went canoeing down the river.

**New contraction:** \_\_\_\_\_

6. Mike has not seen the movie yet.

**New contraction:** \_\_\_\_\_

7. Even though we had not gone on all of the rides we still had a great time!

**New contraction:** \_\_\_\_\_

8. Since Marissa did not do her chores today, she will have to finish them before she can play outside.

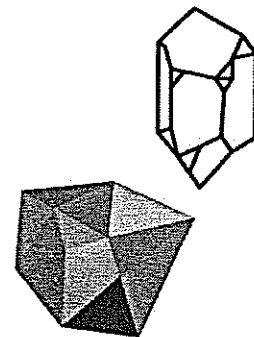
**New contraction:** \_\_\_\_\_

9. They have traveled across the entire country!

**New contraction:** \_\_\_\_\_

10. I should have remembered to bring a water bottle on our camping trip.

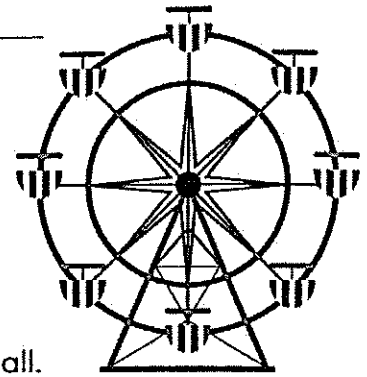
**New contraction:** \_\_\_\_\_



Name \_\_\_\_\_ Date \_\_\_\_\_

# GREAT GRAMMAR



## Compound Sentences



A compound sentence is made up of two or more complete sentences connected by a conjunction ( a joining word ) such as for, and, nor, but, or, yet, so.

Tom walked through the haunted house, but he wasn't scared at all.


Create your own compound sentences on the lines below by combining a sentence from column A with one from column B and connecting them with a conjunction. You can use sentences more than once.

<p><b>A</b> Jan went to the carnival. Jan wanted to ride the roller coaster. Jan played arcade games. Jan tried to win a stuffed bear. Jan started to get hungry.</p> 	<p><b>B</b> She had a great time. She rode on all the rides. She didn't have enough money. She didn't stay for long. She stood in a long line. It started to rain. She won a toy bear. She bought popcorn.</p> 
--	---

**EXAMPLE:** Jan went to the carnival, but she didn't stay for long.

1. \_\_\_\_\_
2. \_\_\_\_\_
3. \_\_\_\_\_
4. \_\_\_\_\_
5. \_\_\_\_\_
6. \_\_\_\_\_

# My Writing Journal: Summer Fun!




Name: \_\_\_\_\_

Graphics from: [www.mycutegraphics.com](http://www.mycutegraphics.com)

# What Can I Write About?

Use the pictures to help you think of ideas for writing topics. Try different kinds of writing:



## Opinion Writing:

Tell how you feel about something and give reasons.

**Example: Swimming is the best summer activity because. . .**

## Informational Writing:

Tell what you know about a topic. Do some research!

**Example: Bubbles are made from a liquid and a gas. . .**

## Story Writing:


Make up a story about one of the pictures. Stories have characters, a setting, a problem and a solution.

**Example: One day, a group of friends decided to go swimming. . .**

## Personal Narrative Writing:

Tell about a small moment in your life.

**Example: I went to the Fourth of July parade last year. . .**



---

---

---


---

---

---

---

---



---

---

---

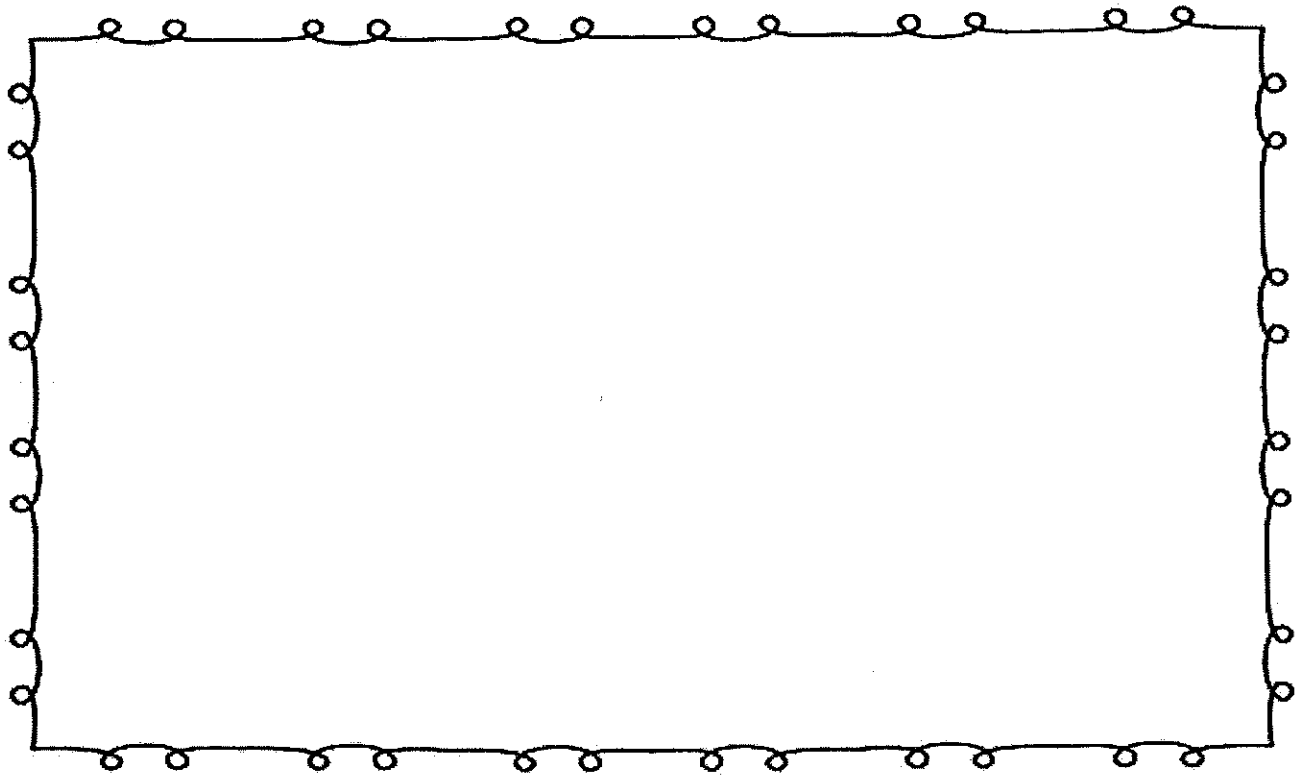
---

---

---

---

---



---

---

---

---

---

---

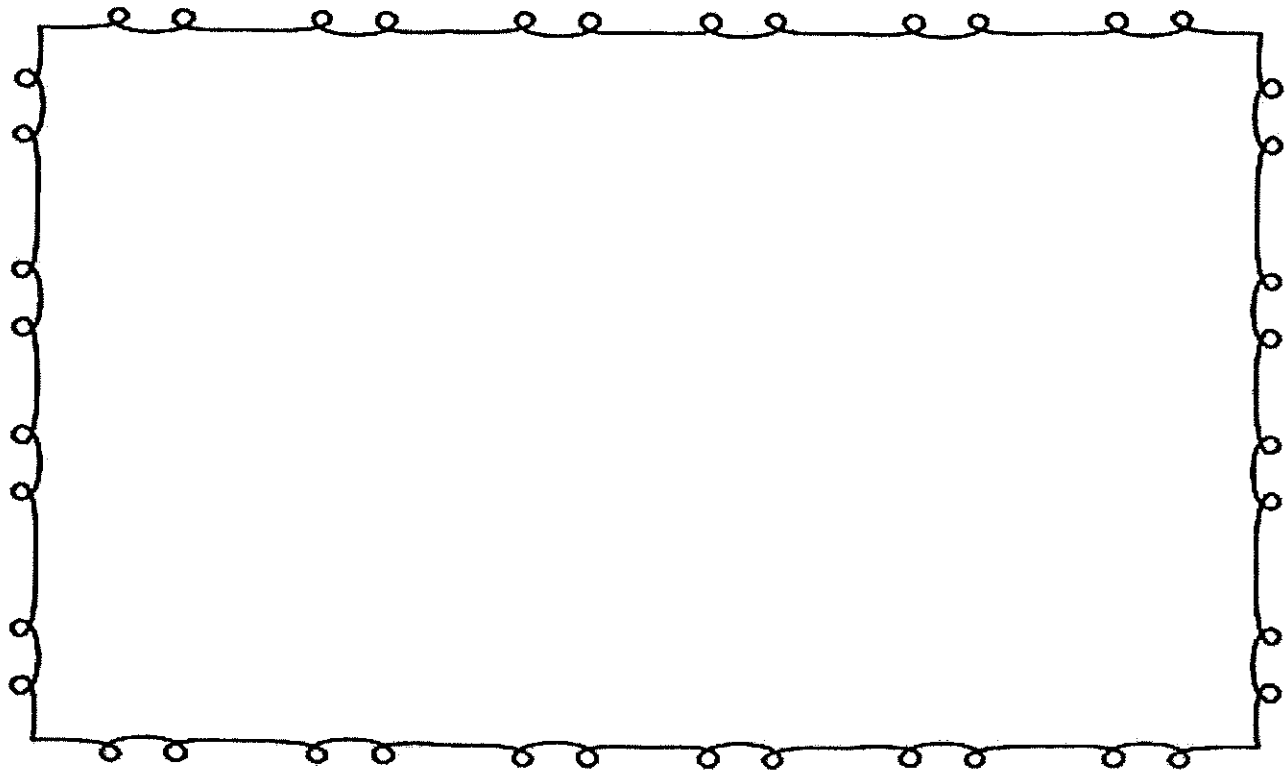
---

---

---

---





---

---

---

---

---

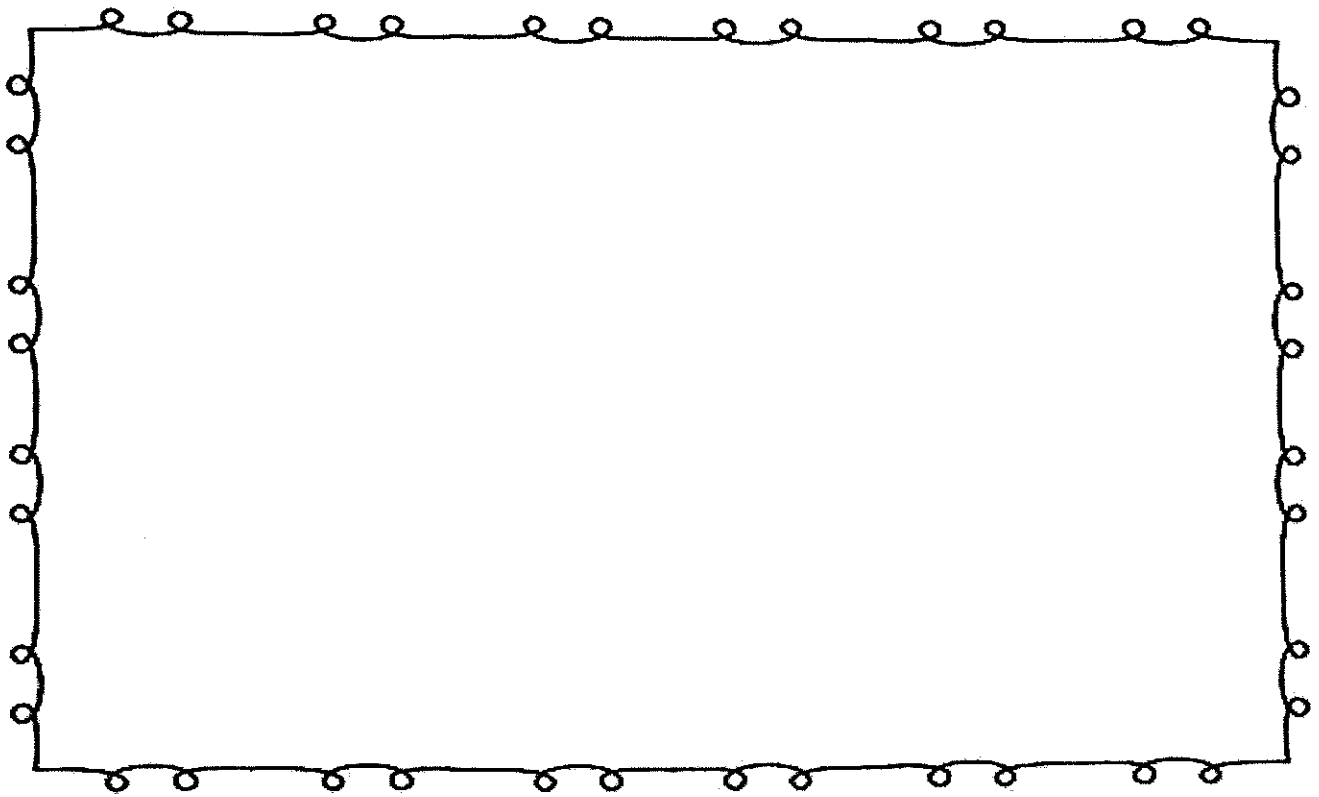
---

---

---

---

---



---

---

---

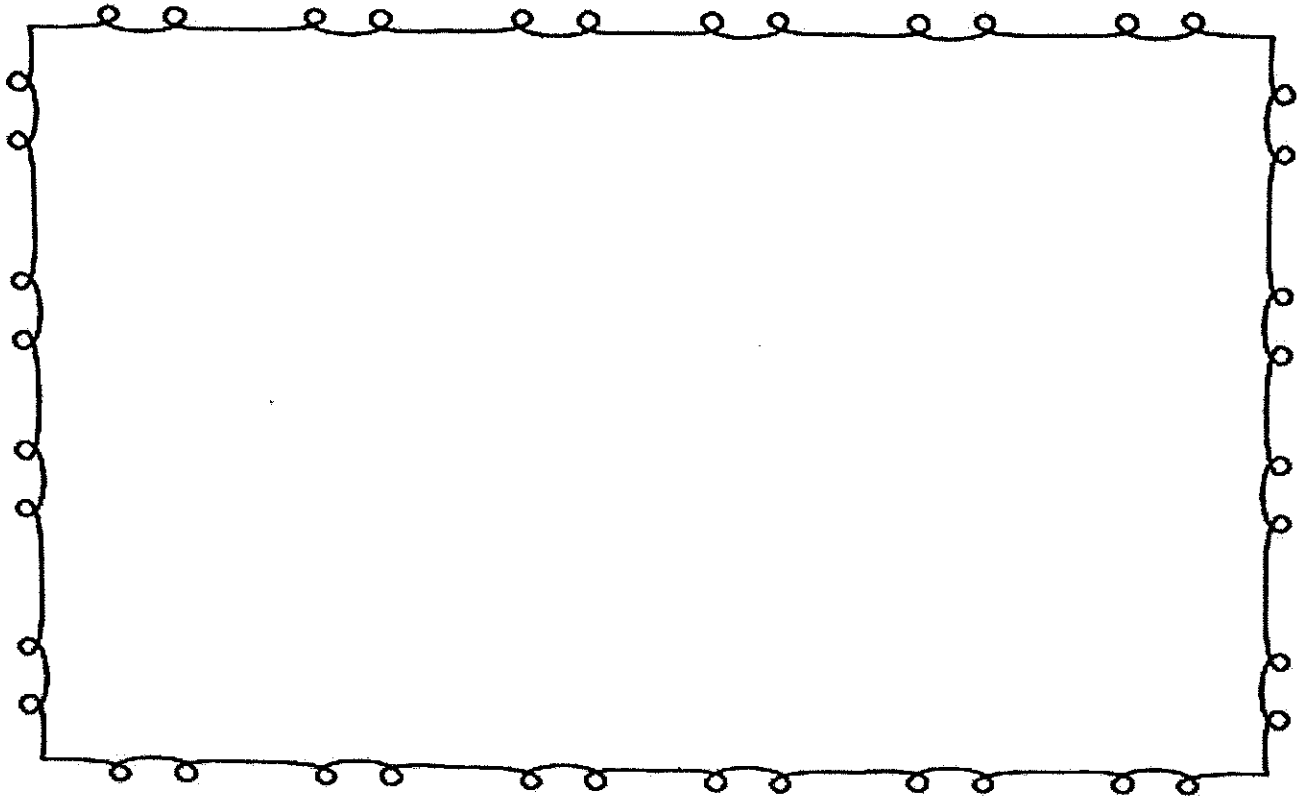
---

---

---

---

---



---

---

---

---

---

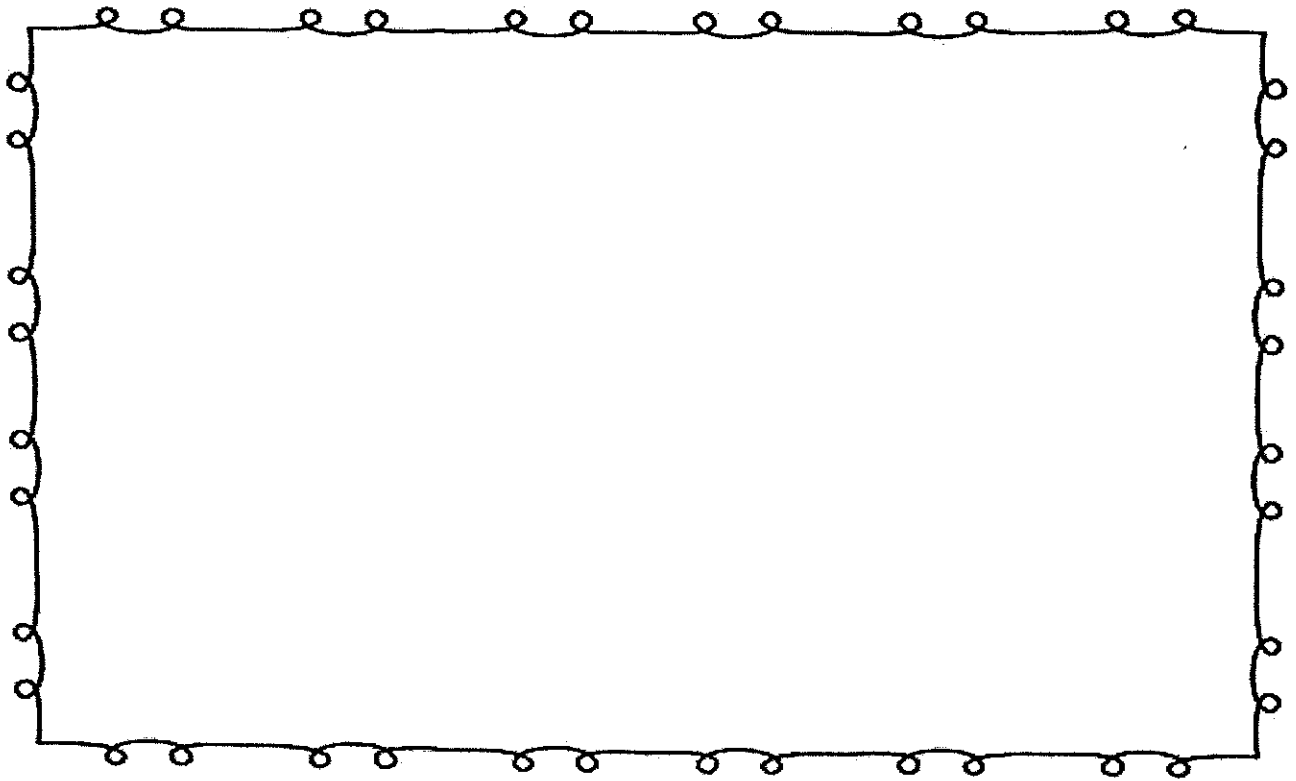
---

---

---

---

---



---

---

---

---

---

---

---

---

---

---