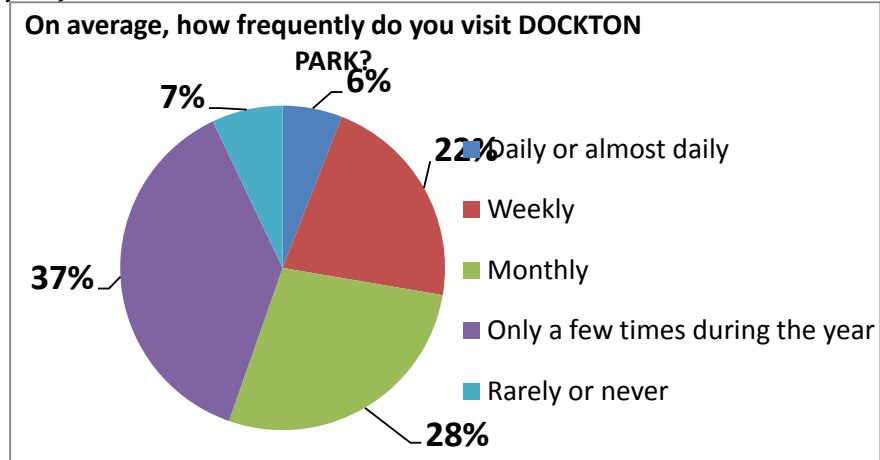


Survey

Survey Report : Dockton-Tramp Harbor Docks

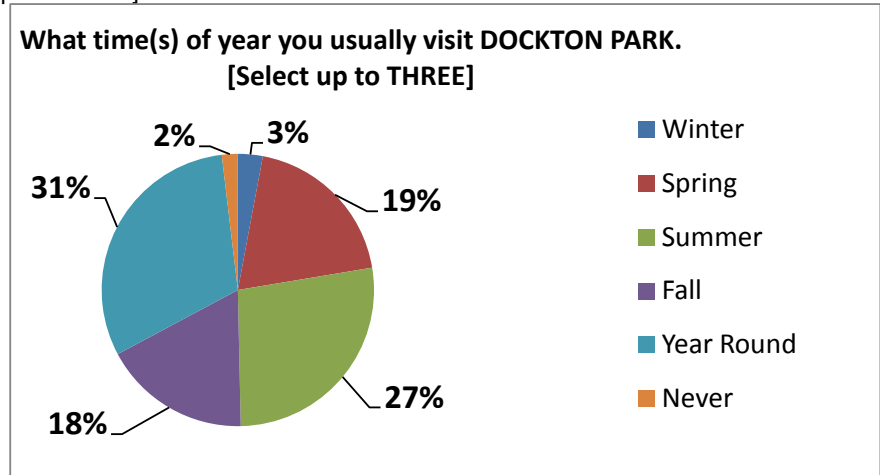
This section of the survey is about DOCKTON PARK On average, how frequently do you visit DOCKTON PARK?

Daily or almost daily	5.94%
Weekly	21.74%
Monthly	27.69%
Only a few times during the year	37.55%
Rarely or never	7.08%
Count	791



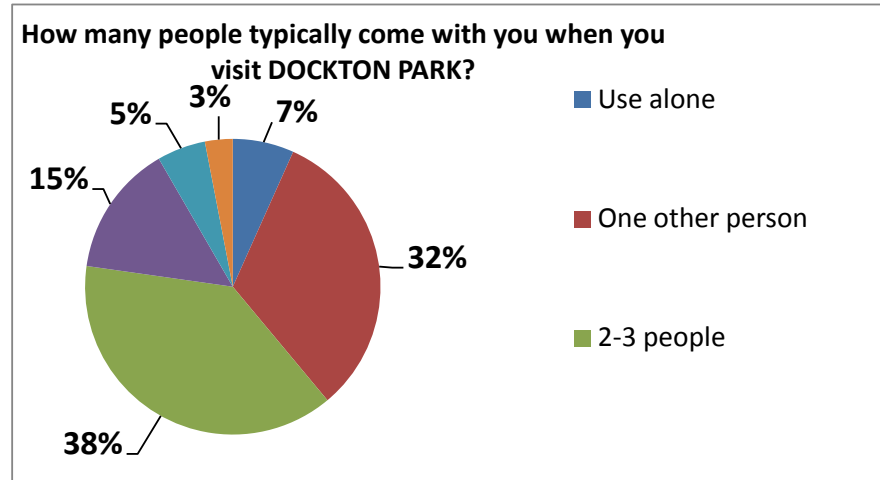
Please select what time(s) of year you usually visit DOCKTON PARK. [Select up to THREE]

Winter	2.95%
Spring	19.43%
Summer	27.29%
Fall	17.54%
Year Round	30.91%
Never	1.89%
Count	1323



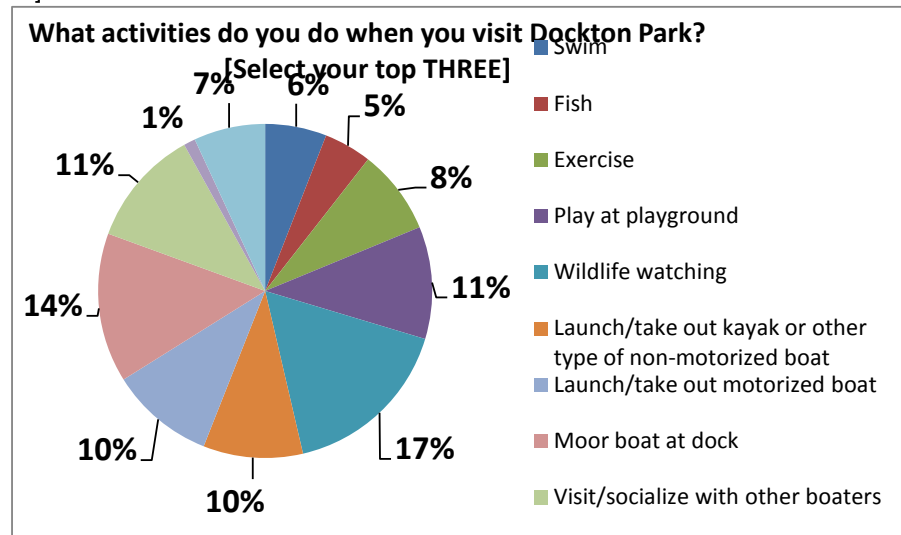
How many people typically come with you when you visit DOCKTON PARK?

Use alone	6.70%
One other person	32.24%
2-3 people	38.31%
4-5 people	14.41%
More than 5 people	5.31%
Never visited - alone or with anybody	3.03%
Count	791



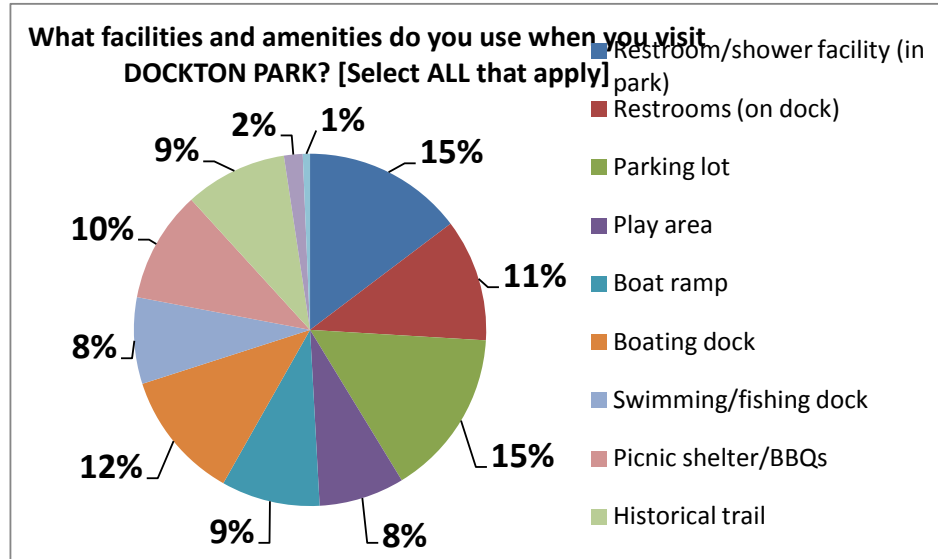
What activities do you do when you visit Dockton Park? [Select your top THREE]

Swim	5.95%
Fish	4.62%
Exercise	8.21%
Play at playground	10.87%
Wildlife watching	16.72%
Launch/take out kayak or other type of non-motorized boat	9.64%
Launch/take out motorized boat	10.10%
Moor boat at dock	14.46%
Visit/socialize with other boaters	11.38%
None, I've never been to Dockton Park	1.13%
Other	6.92%
Count	1950

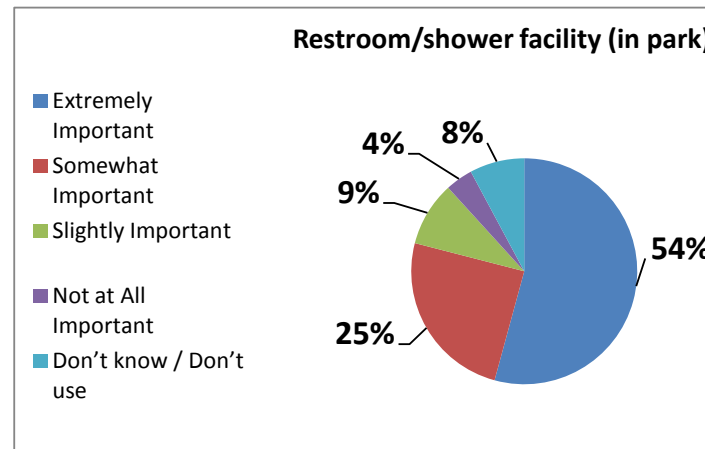


What facilities and amenities do you use when you visit DOCKTON PARK? [Select ALL that apply]

Restroom/shower facility (in park)	14.70%
Restrooms (on dock)	11.25%
Parking lot	15.34%
Play area	7.85%
Boat ramp	9.06%
Boating dock	11.85%
Swimming/fishing dock	7.93%
Picnic shelter/BBQs	10.25%
Historical trail	9.39%
Pump out facility	1.71%
None, I've never been to Dockton Park	0.66%
Count	3619

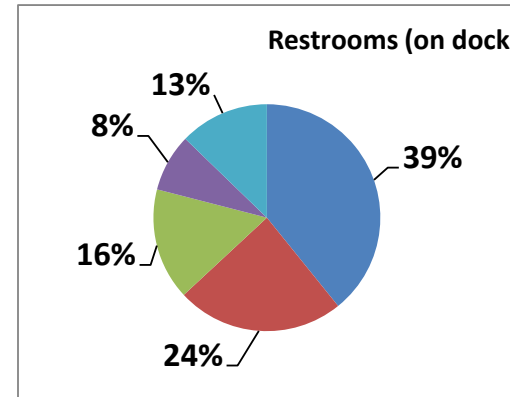


Restroom/shower facility (in park)	
Extremely Important	54.24%
Somewhat Important	24.78%
Slightly Important	9.23%
Not at All Important	3.92%
Don't know / Don't use	7.84%
Count	791
Mean	1.86



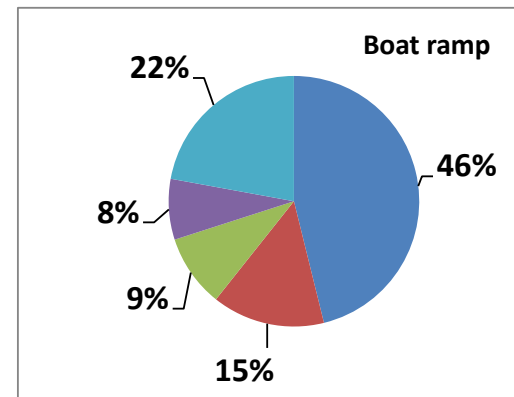
Restrooms (on dock)

Extremely Important	39.19%
Somewhat Important	23.89%
Slightly Important	15.93%
Not at All Important	8.22%
Don't know / Don't use	12.77%
Count	791
Mean	2.31



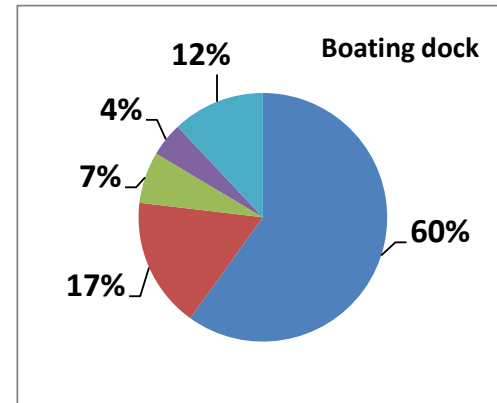
Boat ramp

Extremely Important	46.14%
Somewhat Important	14.54%
Slightly Important	9.36%
Not at All Important	7.84%
Don't know / Don't use	22.12%
Count	791
Mean	2.45



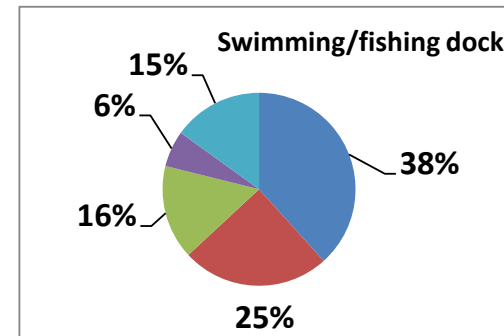
Boating dock

Extremely Important	59.92%
Somewhat Important	16.94%
Slightly Important	6.70%
Not at All Important	4.42%
Don't know / Don't use	12.01%
Count	791
Mean	1.92



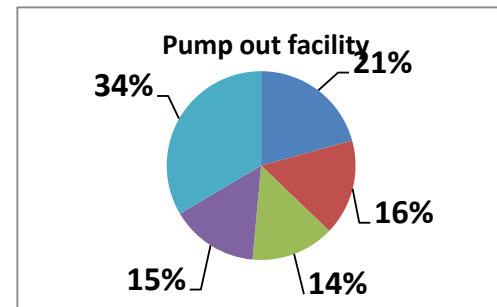
Swimming/fishing dock

Extremely Important	38.31%
Somewhat Important	24.78%
Slightly Important	15.80%
Not at All Important	6.07%
Don't know / Don't use	15.04%
Count	791
Mean	2.35



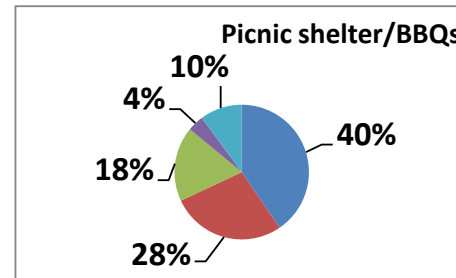
Pump out facility

Extremely Important	20.73%
Somewhat Important	16.43%
Slightly Important	14.29%
Not at All Important	15.04%
Don't know / Don't use	33.50%
Count	791
Mean	3.24



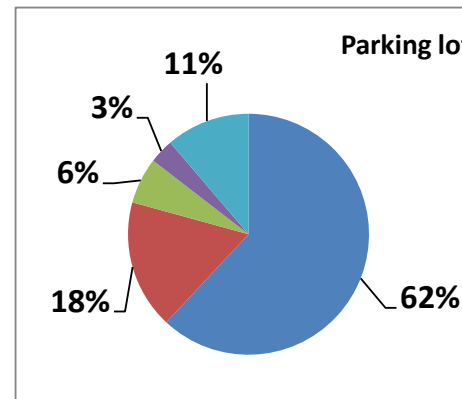
Picnic shelter/BBQs

Extremely Important	40.46%
Somewhat Important	27.56%
Slightly Important	17.95%
Not at All Important	3.92%
Don't know / Don't use	10.11%
Count	791
Mean	2.16



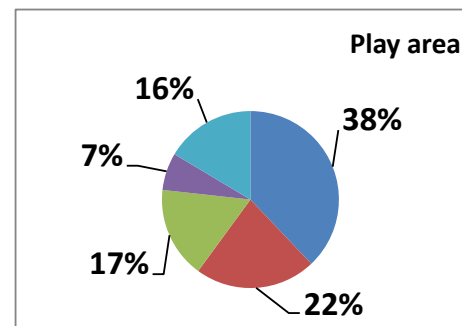
Parking lot

Extremely Important	61.95%
Somewhat Important	17.32%
Slightly Important	6.19%
Not at All Important	3.29%
Don't know / Don't use	11.25%
Count	791
Mean	1.85



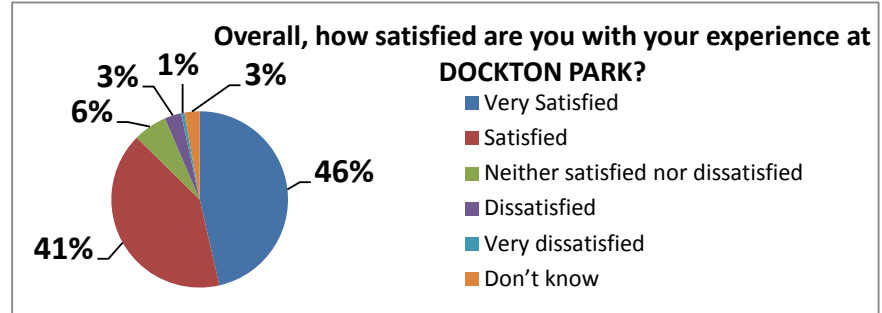
Play area

Extremely Important	37.93%
Somewhat Important	22.12%
Slightly Important	16.69%
Not at All Important	6.83%
Don't know / Don't use	16.43%
Count	791
Mean	2.42



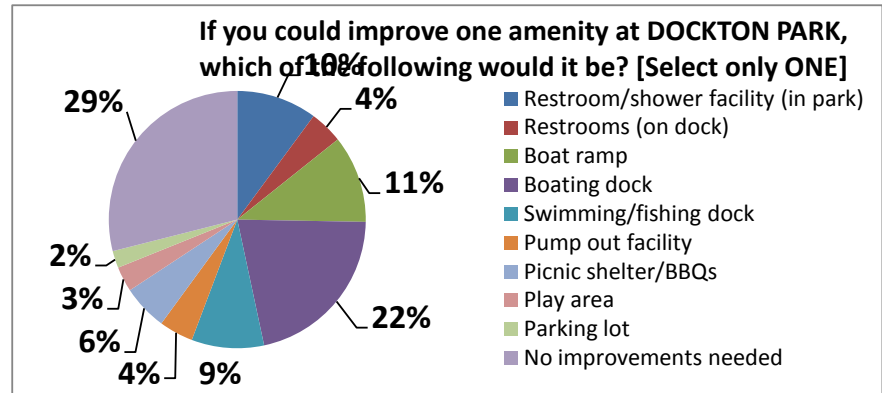
Overall, how satisfied are you with your experience at DOCKTON PARK?

Very Satisfied	46.40%
Satisfied	40.96%
Neither satisfied nor dissatisfied	6.19%
Dissatisfied	3.03%
Very dissatisfied	0.63%
Don't know	2.78%
Count	791



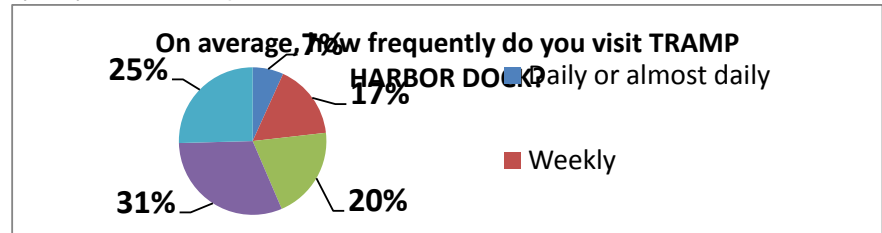
If you could improve one amenity at DOCKTON PARK, which of the following would it be? [Select only ONE]

Restroom/shower facility (in park)	10.11%
Restrooms (on dock)	4.17%
Boat ramp	11.00%
Boating dock	21.37%
Swimming/fishing dock	9.10%
Pump out facility	4.30%
Picnic shelter/BBQs	5.69%
Play area	3.16%
Parking lot	2.15%
No improvements needed	28.95%
Count	791



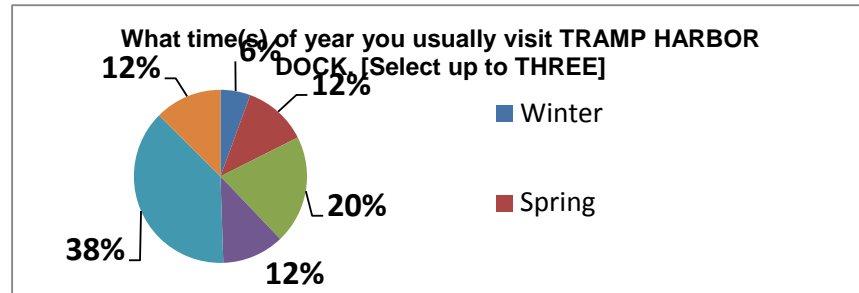
This section of the survey is about TRAMP HARBOR. On average, how frequently do you visit Tramp Harbor Dock? On

Daily or almost daily	6.78%
Weekly	16.43%
Monthly	20.34%
Only a few times during the year	31.03%
Rarely or never	25.42%
Count	767



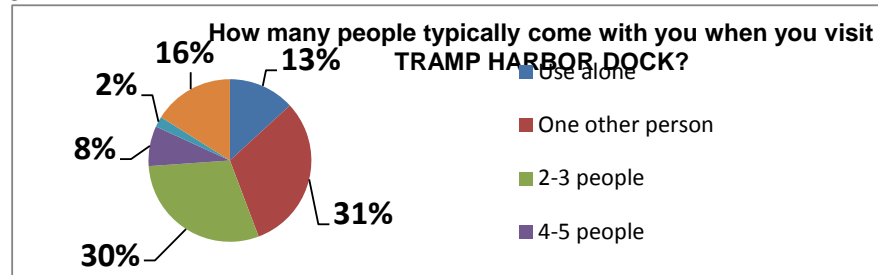
Please select what time(s) of year you usually visit TRAMP HARBOR DOCK. [Select up to THREE]

Winter	5.60%
Spring	11.98%
Summer	20.29%
Fall	11.59%
Year Round	37.97%
Never	12.56%
Count	1035



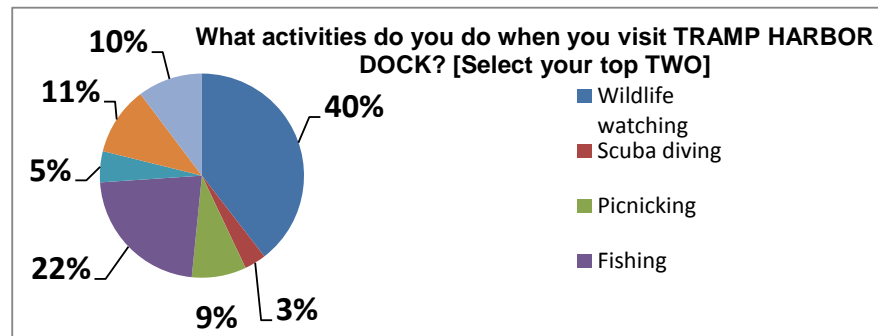
How many people typically come with you when you visit TRAMP HARBOR DOCK?

Use alone	13.19%
One other person	31.07%
2-3 people	29.63%
4-5 people	7.96%
More than 5 people	2.09%
Never visited - alone or with anybody	16.06%
Count	766



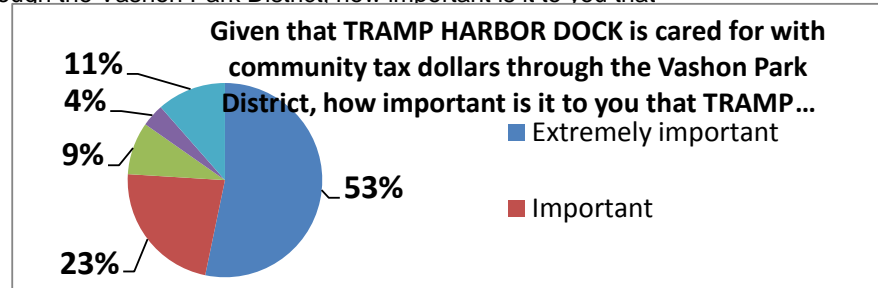
What activities do you do when you visit TRAMP HARBOR DOCK? [Select your top TWO]

Wildlife watching	39.52%
Scuba diving	3.45%
Picnicking	8.63%
Fishing	22.35%
Shellfishing	4.92%
None, never visited	10.87%
Other	10.27%
Count	1159



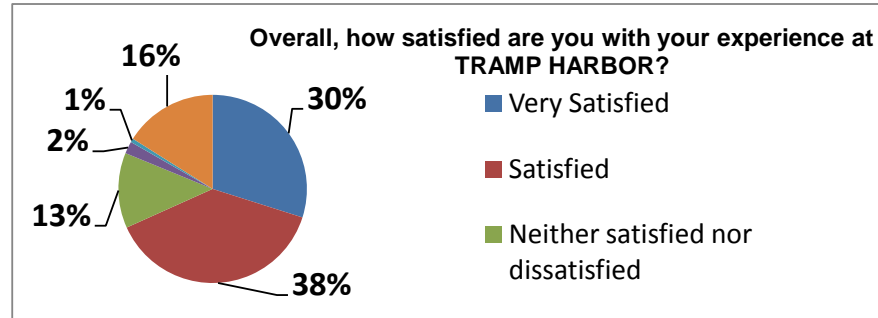
Given that TRAMP HARBOR DOCK is cared for with community tax dollars through the Vashon Park District, how important is it to you that TRAMP HARBOR DOCK remain open and accessible?"

Extremely important	53.26%
Important	22.72%
Slightly important	8.75%
Not at all important	3.79%
Don't know/don't use	11.49%
Count	766



Overall, how satisfied are you with your experience at TRAMP HARBOR?

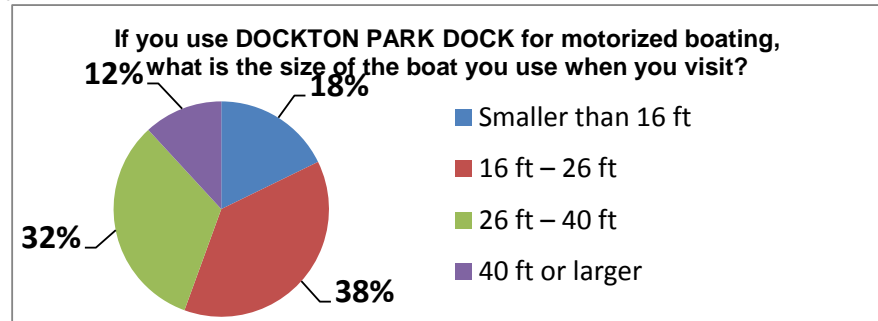
Very Satisfied	29.90%
Satisfied	38.38%
Neither satisfied nor dissatisfied	12.92%
Dissatisfied	2.09%
Very dissatisfied	0.65%
Don't know	16.06%
Count	766



This section is about BOATING USE at DOCKTON PARK. These next questions are for respondents with motorized boats. If you use DOCKTON PARK DOCK for motorized boating, what is the size of the boat you use when you visit?

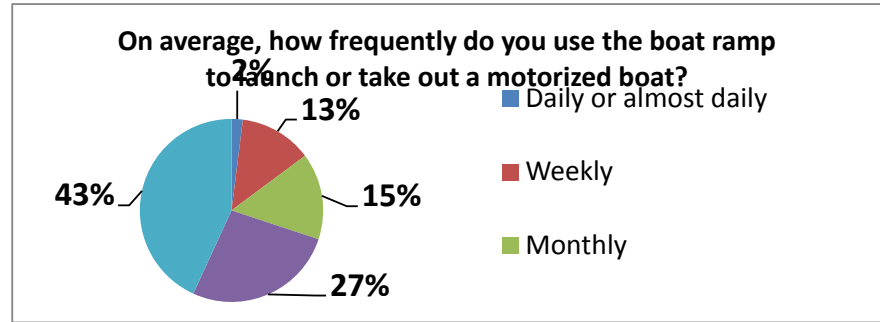
If you do not have a motorized boat, please scroll to the bottom and click CONTINUE

Smaller than 16 ft	17.78%
16 ft – 26 ft	37.78%
26 ft – 40 ft	32.59%
40 ft or larger	11.85%
Count	405



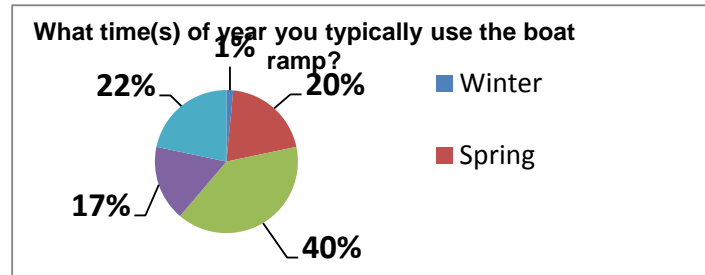
On average, how frequently do you use the boat ramp to launch or take out a motorized boat?

Daily or almost daily	1.99%
Weekly	12.83%
Monthly	15.27%
Only a few times during the year	26.77%
Rarely or never	43.14%
Count	452



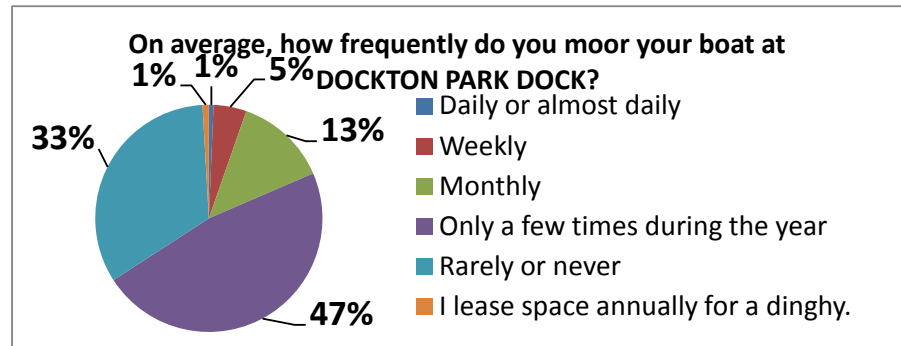
Please select what time(s) of year you typically use the boat ramp?

Winter	1.54%
Spring	20.15%
Summer	39.54%
Fall	17.08%
Year Round	21.69%
Count	521



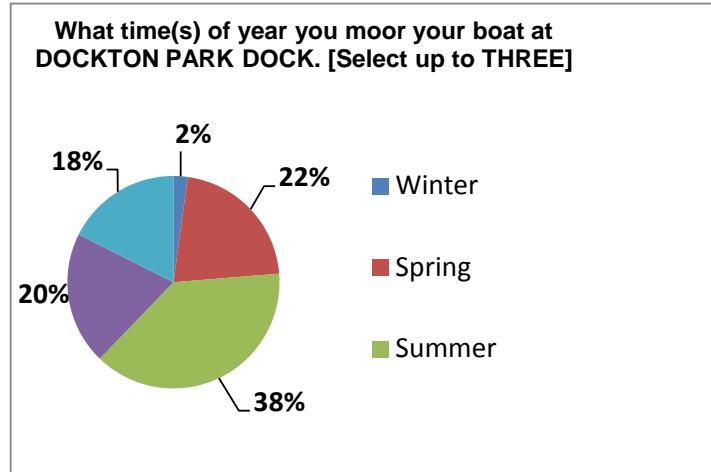
On average, how frequently do you moor your boat at DOCKTON PARK DOCK?

Daily or almost daily	0.67%
Weekly	4.69%
Monthly	13.17%
Only a few times during the year	47.32%
Rarely or never	33.26%
I lease space annually for a dinghy.	0.89%
Count	448



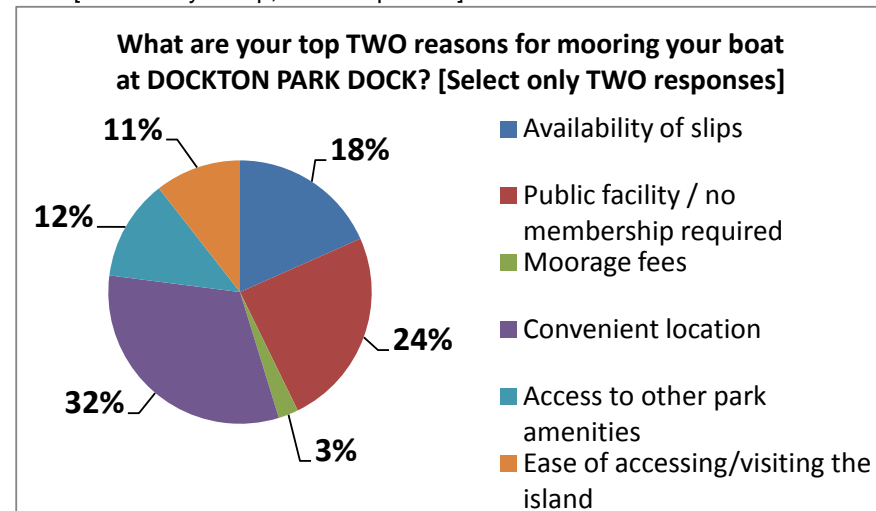
Please select what time(s) of year you moor your boat at DOCKTON PARK DOCK. [Select up to THREE]

Winter	2.16%
Spring	21.56%
Summer	38.47%
Fall	20.23%
Year Round	17.58%
Count	603



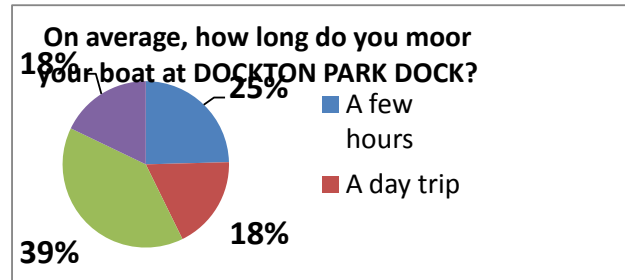
What are your top TWO reasons for mooring your boat at DOCKTON PARK DOCK? [Select only TWO responses]

Availability of slips	18.35%
Public facility / no membership required	24.42%
Moorage fees	2.46%
Convenient location	31.79%
Access to other park amenities	12.43%
Ease of accessing/visiting the island	10.55%
Count	692



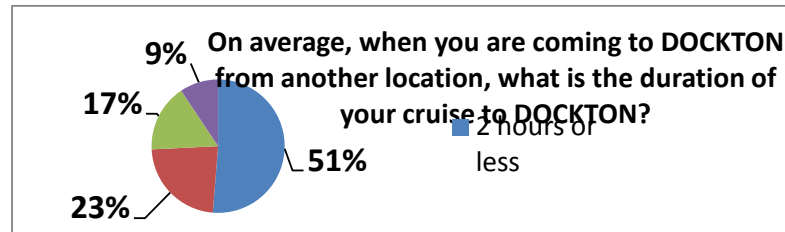
On average, how long do you moor your boat at DOCKTON PARK DOCK?

A few hours	24.58%
A day trip	18.16%
Overnight	39.39%
2 – 3 nights	17.88%
Count	358



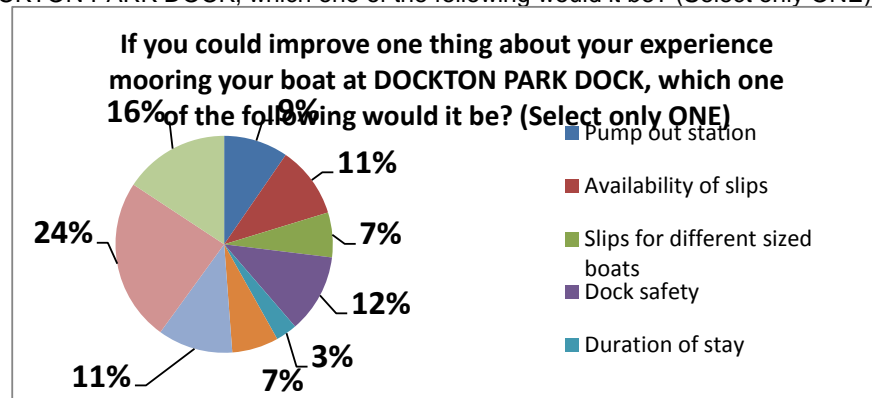
On average, when you are coming to DOCKTON from another location, what is the duration of your cruise to DOCKTON?

2 hours or less	51.27%
2 - 5 hours	22.95%
A day trip	16.43%
More than 1 day	9.35%
Count	353



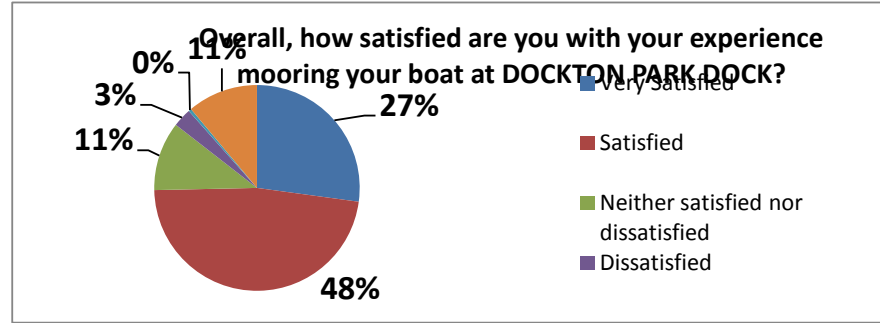
If you could improve one thing about your experience mooring your boat at DOCKTON PARK DOCK, which one of the following would it be? (Select only ONE)

Pump out station	9.60%
Availability of slips	10.67%
Slips for different sized boats	6.67%
Dock safety	11.73%
Duration of stay	3.20%
Amenities in park	6.93%
Access to town/visiting island	11.20%
No improvements needed	24.27%
Other	15.73%
Count	375



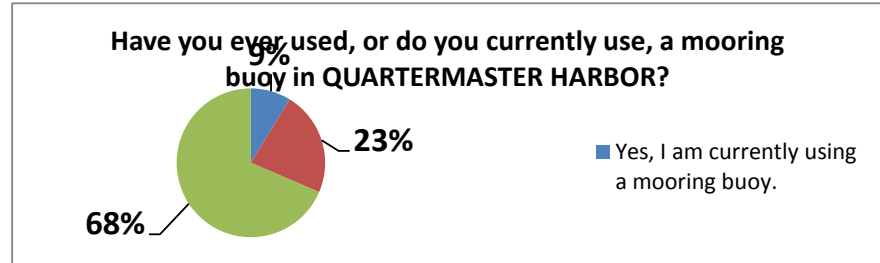
Overall, how satisfied are you with your experience mooring your boat at DOCKTON PARK DOCK?

Very Satisfied	27.15%
Satisfied	47.51%
Neither satisfied nor dissatisfied	10.86%
Dissatisfied	2.94%
Very dissatisfied	0.45%
Don't know	11.09%
Count	442



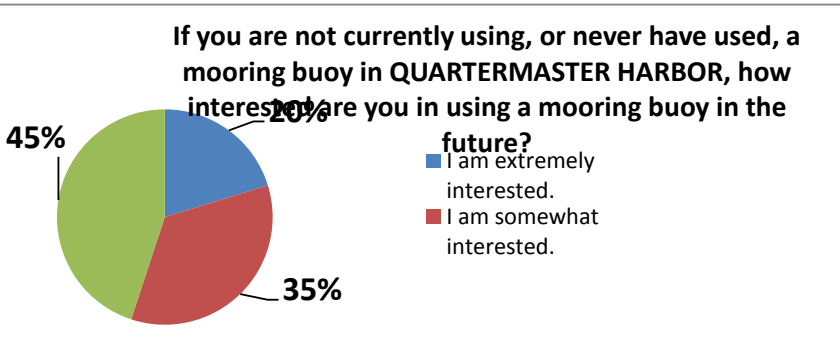
Have you ever used, or do you currently use, a mooring buoy in QUARTERMASTER HARBOR?

Yes, I am currently using a mooring buoy.	8.74%
Yes, I have in the past, but am not currently using a mooring I	22.72%
No, I have never used a mooring buoy.	68.54%
Count	515



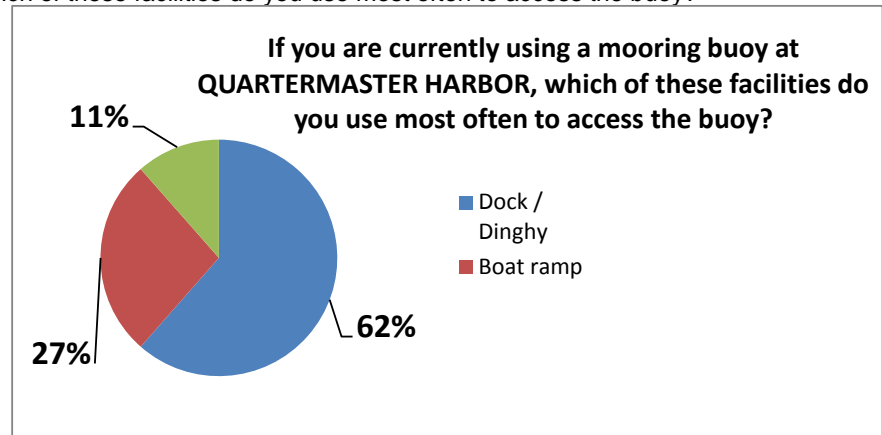
If you are not currently using, or never have used, a mooring buoy in QUARTERMASTER HARBOR, how interested are you in using a mooring buoy in the future?

I am extremely interested.	20.25%
I am somewhat interested.	34.81%
I am not interested.	44.94%
Count	474



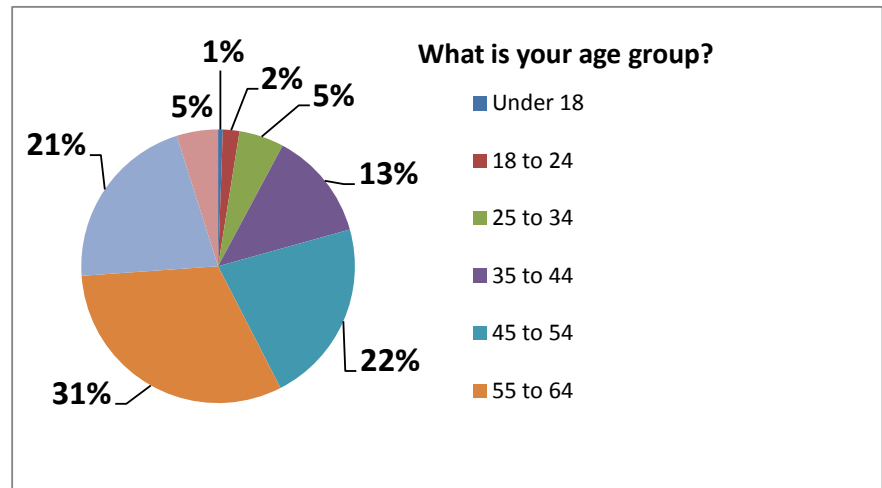
If you are currently using a mooring buoy at QUARTERMASTER HARBOR, which of these facilities do you use most often to access the buoy?

Dock / Dinghy	61.49%
Boat ramp	27.03%
Other	11.49%
Count	148



What is your age group?

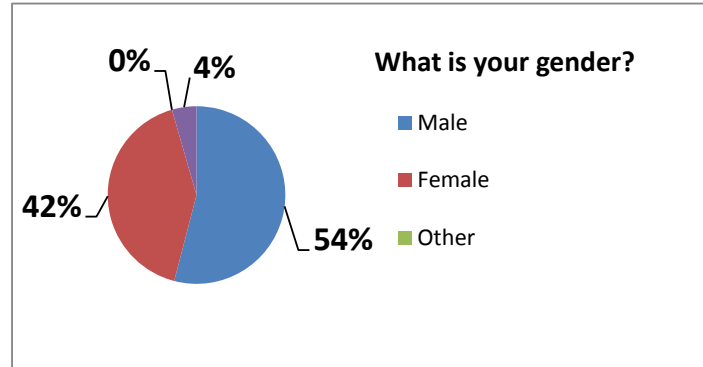
Under 18	0.56%
18 to 24	1.96%
25 to 34	5.31%
35 to 44	12.85%
45 to 54	21.79%
55 to 64	31.42%
65 to 74	21.23%
74 or older	4.89%
Count	716



What is your gender?

Male
Female
Other
Prefer not to answer
Count

54.05%
41.48%
0.00%
4.47%
716



Which of the following best describes your annual household income before taxes?

Less than \$24,999
\$25,000 - \$49,999
\$50,000 - \$74,999
\$75,000 - \$99,999
\$100,000 - \$150,000
\$150,000 - \$199,999
\$200,000 and above
Count

5.17%
11.59%
21.23%
18.16%
25.28%
8.66%
9.92%
716

