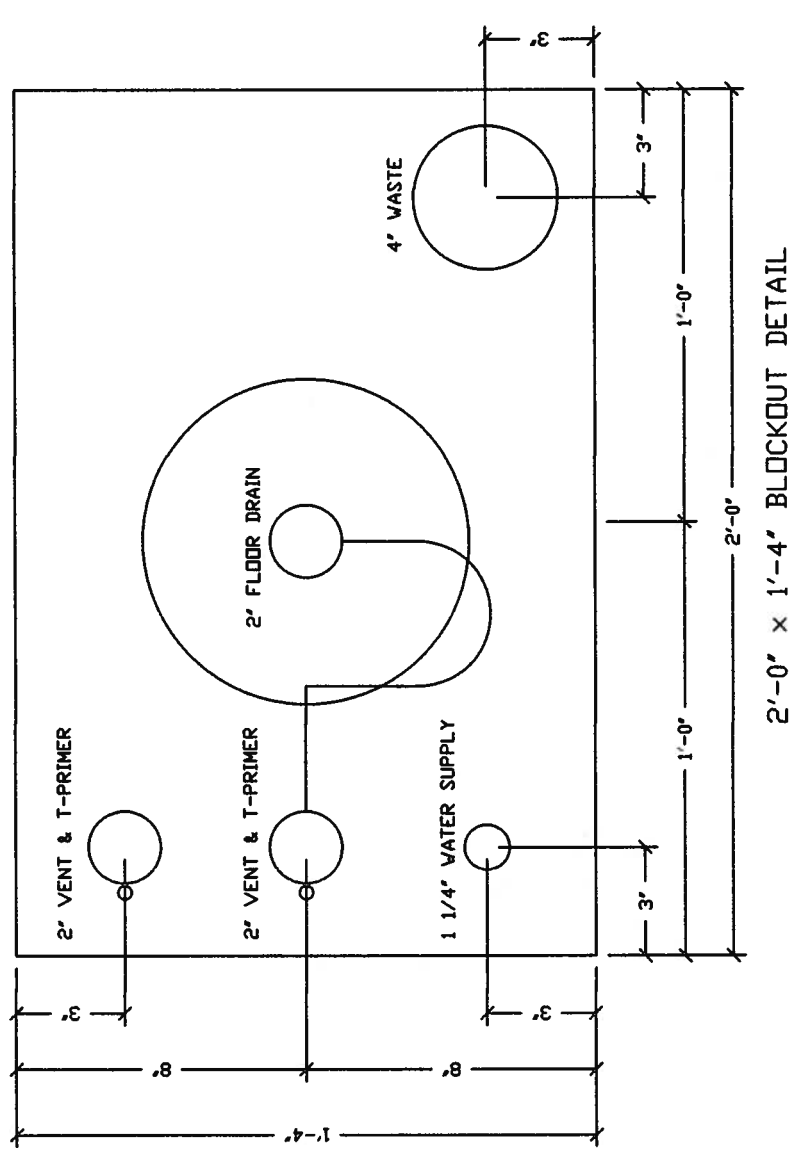


BELOW FLOOR PIPING - KEY NOTES

1. 4" CLEAN OUT TO GRADE.
2. 2" FLOOR DRAIN, FIELD INSTALLED W/ TRAP PRIMER SYSTEM IF OPTION IS ACCEPTED, INSTALL AS SHOWN W/ VENT & WASTE PIPE. (24"x16" BLOCKOUT)
3. 2" VENT EXTENDED 12" ABOVE FINISHED FLOOR LEVEL, (1. FOR EA FLOOR DRAIN IF FLOOR DRAIN OPTION ACCEPTED) PROVIDE TEST PLUG. (24"x16" BLOCKOUT)
4. 4" WASTE PIPE EXTENDED 12" ABOVE FINISHED FLOOR LEVEL, PROVIDE TEST PLUG. (24"x16" BLOCKOUT)
5. 1 1/4" TYPE K ANNEALED 'SOFT' COPPER WATER SERVICE EXTENDED 12" ABOVE FINISHED FLOOR LEVEL, PROVIDE TEST CAP AT END. (24"x16" BLOCKOUT)
6. 30" MIN. BURY, PROVIDE TRACER TAPE.
7. MIN. BURY PER LOCAL REQUIREMENTS TO PROTECT AGAINST FREEZING AND DAMAGE.
8. 2" FLOOR DRAIN, FIELD INSTALLED W/ TRAP PRIMER SYSTEM IF OPTION IS ACCEPTED, INSTALL AS SHOWN W/ VENT & WASTE PIPE. (10" DIA BLOCKOUT)
9. ELECTRICAL STUB UP, (6" DIA BLOCKOUT)



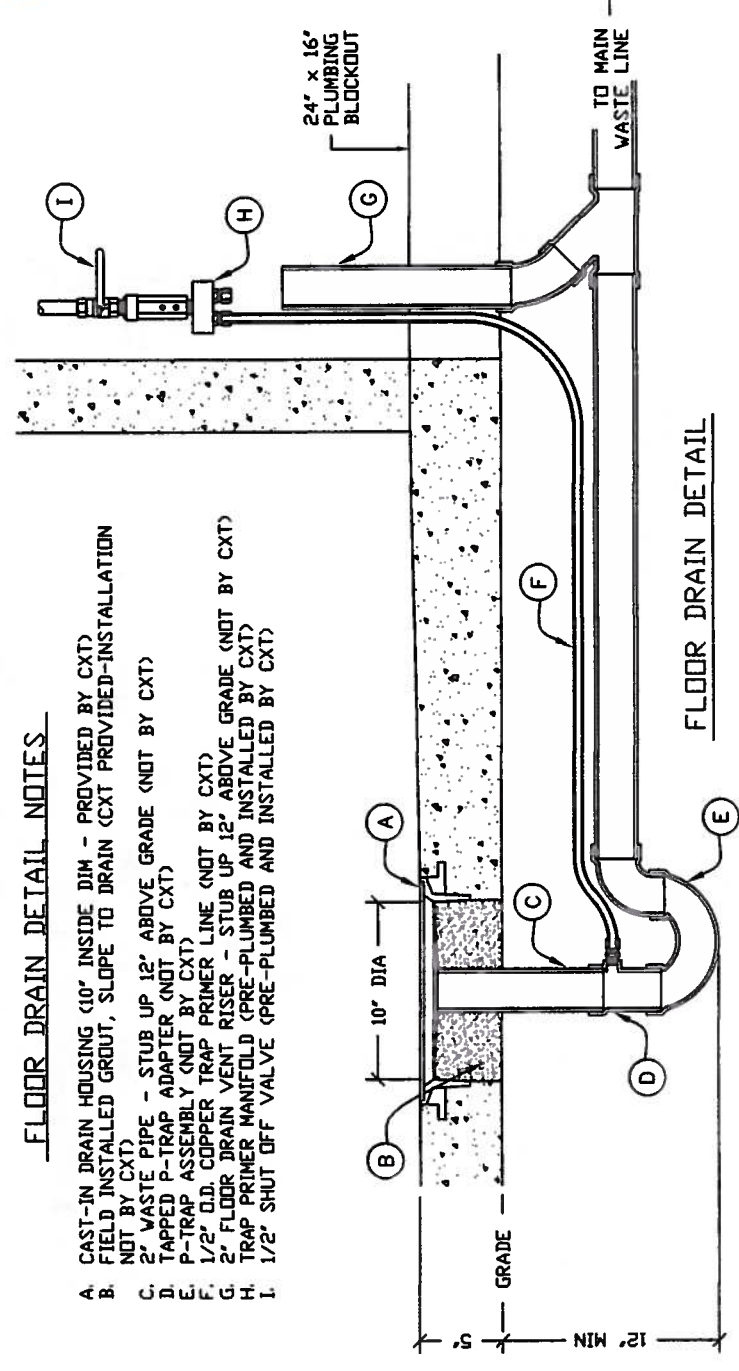
2'-0" x 1'-4" BLOCKOUT DETAIL

PIPING LEGEND

- 1-1/4" TYPE "K" ANNEALED 'SOFT' COPPER WATER SERVICE
- BELOW FLOOR WASTE PIPING SCH 40 ABS TYPE DWV
- BELOW FLOOR VENT PIPING SCH 40 ABS TYPE DWV


FLOOR DRAIN DETAIL NOTES

- A. CAST-IN DRAIN HOUSING (10" INSIDE DIM - PROVIDED BY CXT)
- B. FIELD INSTALLED GROUT, SLOPE TO DRAIN (CXT PROVIDED-INSTALLATION NOT BY CXT)
- C. 2" WASTE PIPE - STUB UP 12" ABOVE GRADE (NOT BY CXT)
- D. TAPPED P-TRAP ADAPTER (NOT BY CXT)
- E. P-TRAP ASSEMBLY (NOT BY CXT)
- F. 1/2" O.D. COPPER TRAP PRIMER LINE (NOT BY CXT)
- G. 2" FLOOR DRAIN VENT RISER - STUB UP 12" ABOVE GRADE (NOT BY CXT)
- H. TRAP PRIMER MANIFOLD (PRE-PLUMBED AND INSTALLED BY CXT)
- I. 1/2" SHUT OFF VALVE (PRE-PLUMBED AND INSTALLED BY CXT)



FLOOR DRAIN DETAIL

ALL PIPING INDICATED ON THIS SHEET IS NOT BY CXT



March 15, 2014

3008 N. Sullivan Bldg. #7 Spokane, WA 99216
OZARK
Precast Products
 801 N. Highway 77 Habersham, TX 78645

PROJECT NO. OZARK 1
 BUILDING NUMBER OZ1-122

The information contained herein is proprietary and the exclusive property of OZark Incorporated. The information herein may be used for any purpose without the written consent of OZark Incorporated. By checking use of this information, OZark Incorporated grants no warranty, express or implied, for the use of this information for any purpose other than the particular program.
 CXT Incorporated

DATE	BY	CHKD	FILE NO.	REV.
3-15-14	WJH	WJH	OZ-122	18
				20

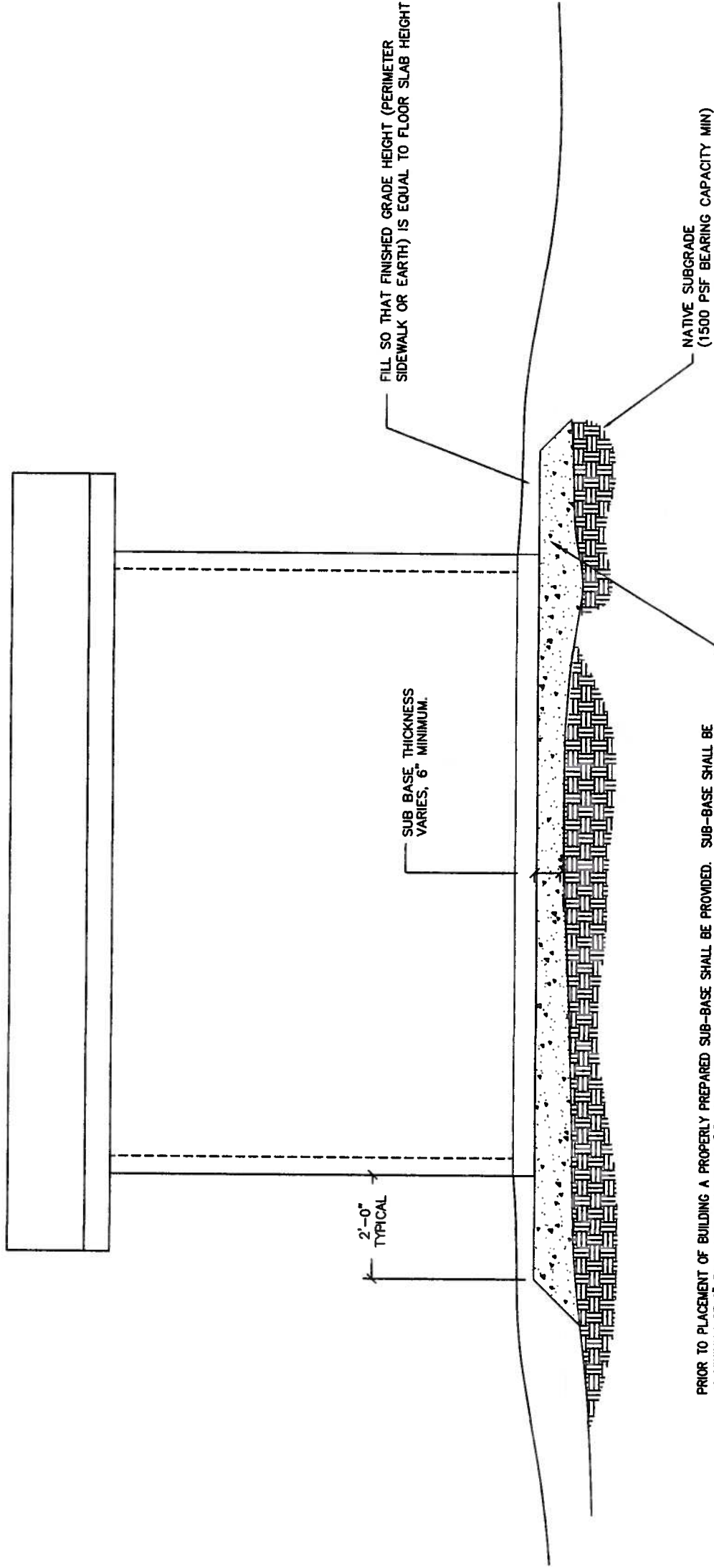
FLOOR DRAIN BLOCKOUTS & BELOW FLOOR PIPING
 OZ 1-18
 SHEET 18

NOTE.

THIS FACTORY ASSEMBLED BUILDING AS CONSTRUCTED PROVIDES A RIGID BOX TYPE STRUCTURAL SYSTEM. VERTICAL LOADS ARE TRANSFERRED PRIMARILY THROUGH BEARING WALLS TO A PREPARED GRANULAR SUB-BASE WHICH DISSIPATES VERTICAL LOADS UNIFORMLY TO THE NATIVE SUBGRADE AND ALSO ACTS AS A FROST BARRIER. DUE TO THE INHERENT STIFFNESS OF THE BUILDING, IT WILL REMAIN SAFE AND STRUCTURALLY SOUND IN THE UNLIKELY EVENT OF FREEZING ACTION BELOW THE BUILDING.

LATERAL LOADS ARE TRANSFERRED TO THE GROUND THROUGH FRICTIONAL RESISTANCE WITHOUT SLIDING OR SHIFTING BETWEEN THE BUILDING FLOOR SLAB AND THE PREPARED SOIL AND GRAVEL SUB-BASE ON WHICH THE BUILDING RESTS. SEISMIC ANALYSES ARE BASED ON LOADS DETERMINED IN ACCORDANCE WITH THE 2012 INTERNATIONAL BUILDING CODE USING PARAMETERS, WHICH MEET OR EXCEED THE CODE PRESCRIBED REQUIREMENTS FOR THIS INSTALLATION.

THIS BUILDING, AS DESIGNED, RESTING ON A PROPERLY PREPARED GRANULAR SUB-BASE WILL BE SAFE AND STRUCTURALLY SOUND FOR VERTICAL AND LATERAL LOADS AS DISCUSSED ABOVE. A FULL DEPTH FOUNDATION WALL AT THE BUILDING PERIMETER, TYPICAL FOR OTHER TYPES OF BUILDING CONSTRUCTION, IS NOT REQUIRED FOR THIS BUILDING.




PRIOR TO PLACEMENT OF BUILDING A PROPERLY PREPARED SUB-BASE SHALL BE PROVIDED. SUB-BASE SHALL BE A MINIMUM OF 6" THICK AND CONSIST OF ¾" MINUS CRUSHED ROCK (ROAD BASE MATERIAL) COMPACTED TO 95% OF OPTIMUM DENSITY IN ACCORDANCE WITH ASTM D 1557. FINISHED SURFACE OF SUB-BASE SHALL BE FLAT AND LEVEL, WITH A MAXIMUM DEVIATION OF -¼" +0" FROM A TRUE HORIZONTAL PLANE REFER TO BUILDING HANDLING SHEET FOR SUB-BASE REQUIREMENTS DURING BUILDING PLACEMENT. (PREPARED SUB-BASE NOT BY CXT)

FILL SO THAT FINISHED GRADE HEIGHT (PERIMETER SIDEWALK OR EARTH) IS EQUAL TO FLOOR SLAB HEIGHT

NATIVE SUBGRADE (1500 PSF BEARING CAPACITY MIN)

SUB BASE THICKNESS VARIES, 6" MINIMUM.

2'-0" TYPICAL



3808 N. Sullivan Blvd, #7 Spokane, WA 99216
CXT
Precast Products
 801 N. Highway 77 Heiburn, TX 78645

PROJECT TITLE
OZARK 1
 BUILDING NUMBER OZ1-122

NOTICE
 The information contained herein is proprietary and the exclusive property of CXT Incorporated. The information may only be used by the original recipient for the project and for the purpose intended. No part of this information is to be reproduced, stored in a retrieval system, or transmitted in any form or by any means, electronic, mechanical, photocopying, recording, or otherwise, without the prior written permission of CXT Incorporated. By allowing use of this information, CXT Incorporated grants no warranty, express or implied, including a warranty of merchantability or of fitness for a particular purpose.

CXT Incorporated

REV.	DATE	DESCRIPTION
1	3-15-14	ISSUE FOR PERMIT
2	3-15-14	ISSUE FOR PERMIT
3	3-15-14	ISSUE FOR PERMIT
4	3-15-14	ISSUE FOR PERMIT
5	3-15-14	ISSUE FOR PERMIT
6	3-15-14	ISSUE FOR PERMIT
7	3-15-14	ISSUE FOR PERMIT
8	3-15-14	ISSUE FOR PERMIT
9	3-15-14	ISSUE FOR PERMIT
10	3-15-14	ISSUE FOR PERMIT
11	3-15-14	ISSUE FOR PERMIT
12	3-15-14	ISSUE FOR PERMIT
13	3-15-14	ISSUE FOR PERMIT
14	3-15-14	ISSUE FOR PERMIT
15	3-15-14	ISSUE FOR PERMIT
16	3-15-14	ISSUE FOR PERMIT
17	3-15-14	ISSUE FOR PERMIT
18	3-15-14	ISSUE FOR PERMIT
19	3-15-14	ISSUE FOR PERMIT
20	3-15-14	ISSUE FOR PERMIT

FOUNDATION DETAIL

DWG NO. **OZ 1-19** SHEET 19 OF 20