


# GOOGLE CLASSROOM – HOW TO SIGN IN

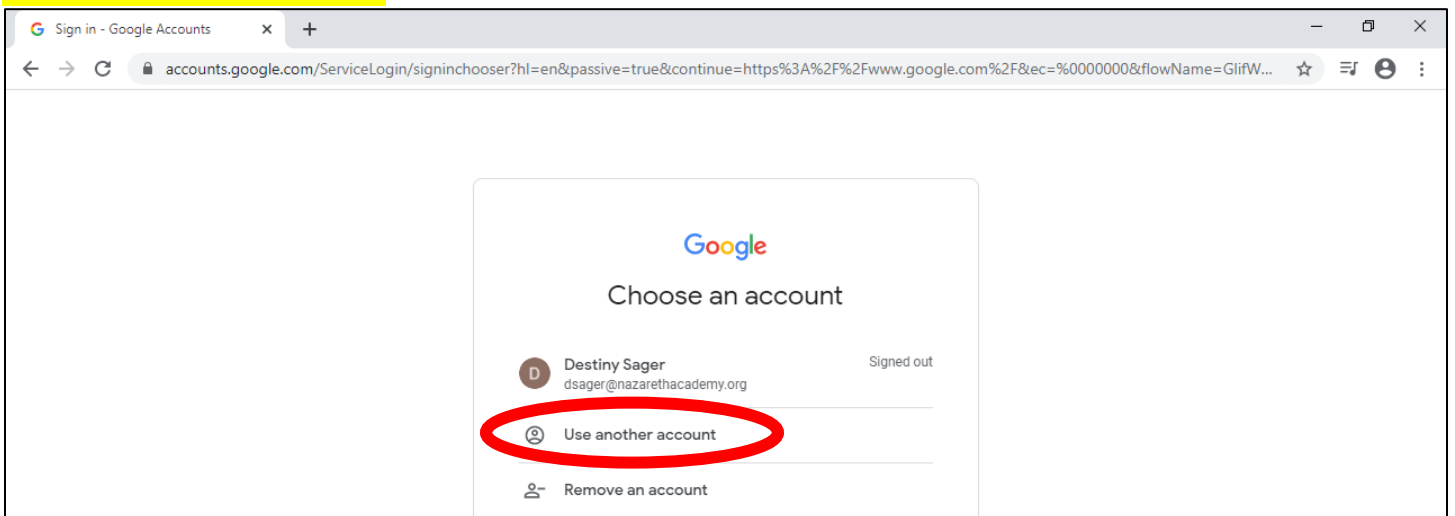
Open an internet browser such as Google Chrome, Microsoft Edge, or Mozilla Firefox.

**\*\* Google Chrome is recommended with Google Classroom. \*\***

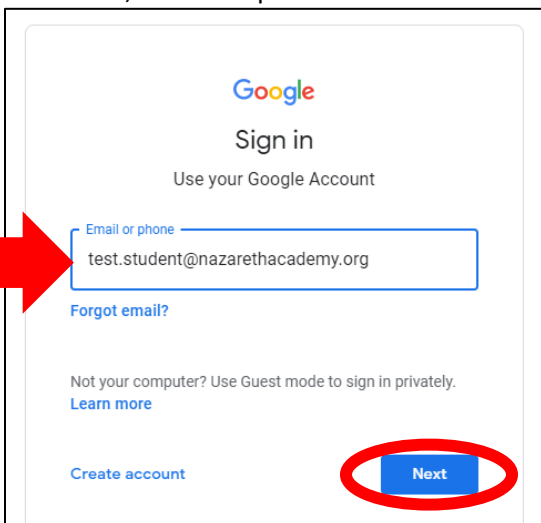
Go to google.com. Click “Sign in.”



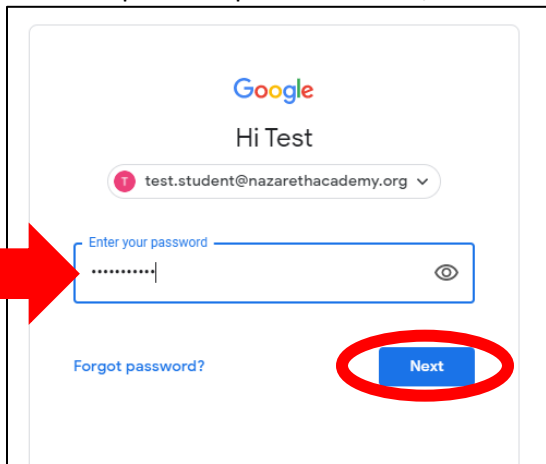
**If someone had previously signed into Google or if you are still logged into your old school account, you will need to click on “Use another account.”**



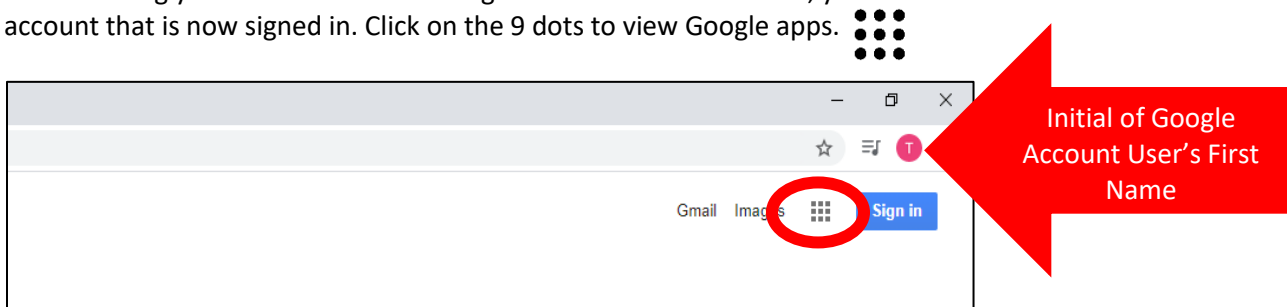
Otherwise, enter the provided nazarethacademy.org email. Then, click “Next.”



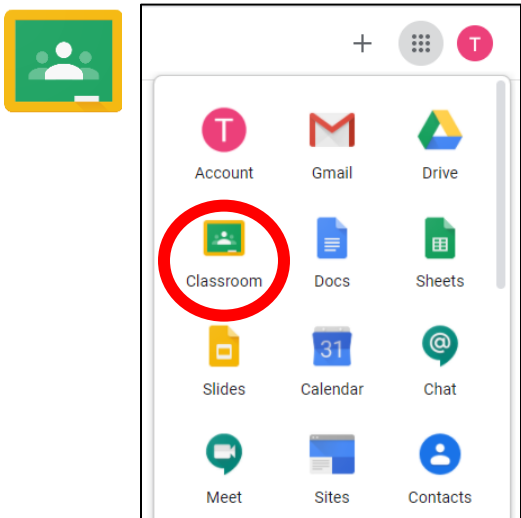
Enter the provided password. Then, click "Next."



This will bring you back to the main Google search screen. However, you should see the first name initial of the Google account that is now signed in. Click on the 9 dots to view Google apps.




Locate and click on "Classroom" within the apps.



IF THIS ICON DOES **NOT** APPEAR IN YOUR GOOGLE APPS, TYPE **CLASSROOM.GOOGLE.COM** into your search bar.

[classroom.google.com](https://classroom.google.com) is a direct link to Google Classroom and can be saved to your favorites bar for fast access.



IF YOU HAVE ANY  
QUESTIONS OR  
NEED FURTHER  
ASSISTANCE,  
CONTACT

*Destiny Sager*

(361) 648-2277

*dsager@nazarethacademy.org*