

Zoom Instructions

How to Sign Up/Create an Account

1. Go to www.zoom.com
2. In the top, right-hand corner select **Sign up, It's Free**

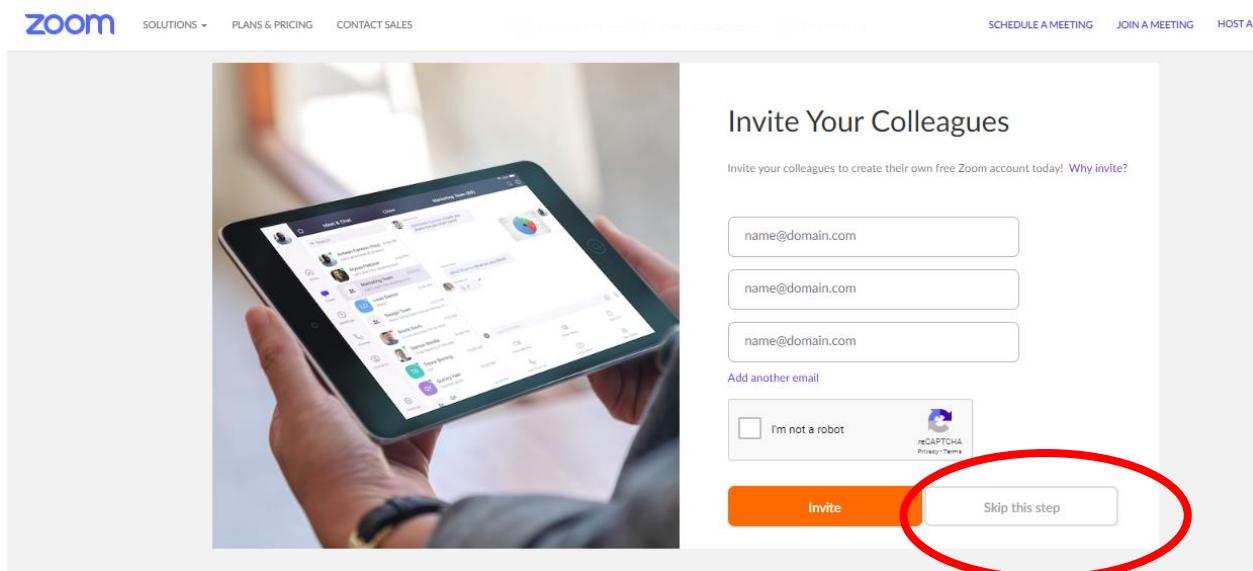
SIGN UP, IT'S FREE

3. Type in your email address. It will send a confirmation link to your email. You will need to open your email and click on **Activate Account** in your email from zoom.
4. It will ask you to type in your information: First Name, Last Name, and a Password for your Zoom Account. Click **Continue** when you have finished.

Your password must:

- Have at least 8 characters
- Have at least 1 letter (a, b, c...)
- Have at least 1 number (1, 2, 3...)
- Include both Upper case and Lower case characters

5. The next step at the bottom is to invite colleagues. You may scroll down and select **Skip This Step**.



6. You can now **Go to Your Account**. Your set-up is now complete.



Start your test meeting.

Excellent! Now it's time to start meeting.

Your personal meeting url:

[https://zoom.us/j/2944663158?](https://zoom.us/j/2944663158?pwd=amV3QWtya3FUd2xxWUtueldvNlBzd09)

[pwd=amV3QWtya3FUd2xxWUtueldvNlBzd09](https://zoom.us/j/2944663158?pwd=amV3QWtya3FUd2xxWUtueldvNlBzd09)

Start Meeting Now

Go to My Account

Save time by scheduling your meetings directly from your calendar.



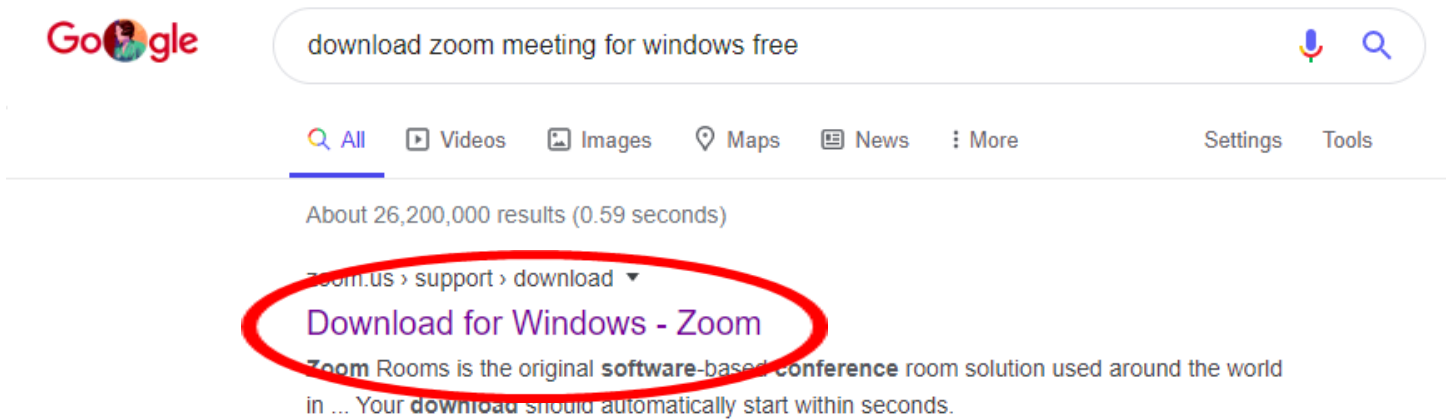
Microsoft Outlook Plugin
Download



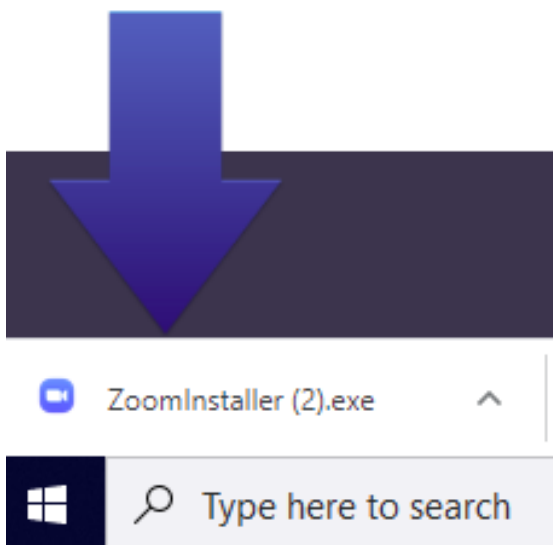
Chrome Extension
Download

How to Download Zoom - Windows Desktop App

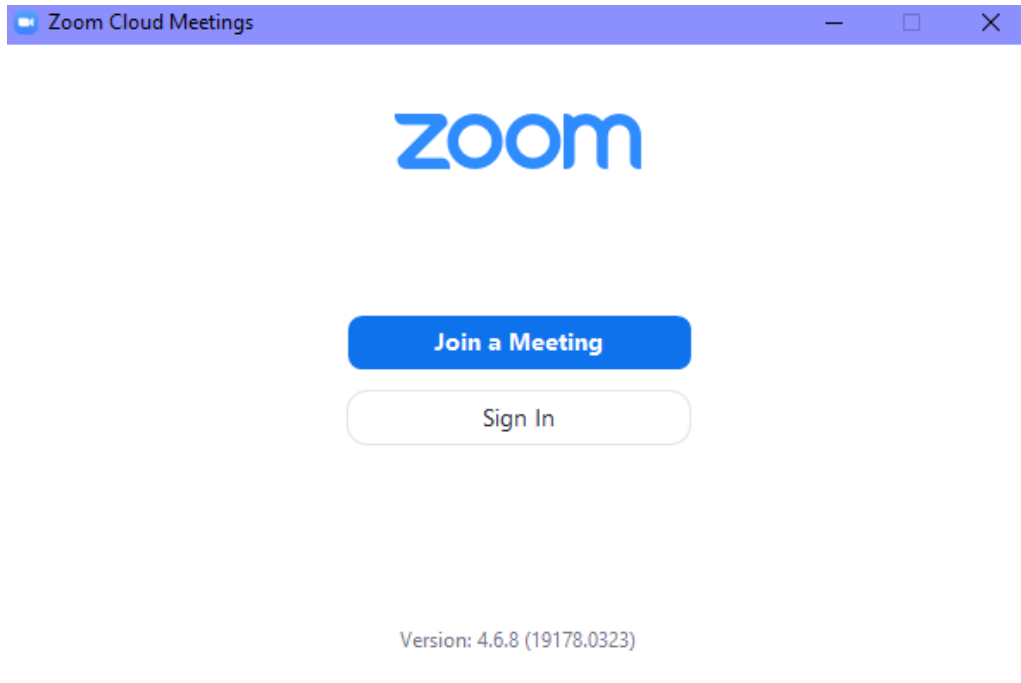
1. Go to www.google.com
2. Type in **Download Zoom Meeting for Windows Free** into the search bar and click **Search/Enter**.
3. You will select **Download for Windows - Zoom**. This will take you to a page and automatically start downloading to your computer.



4. At the bottom of your screen, the download will appear. Click on this:



5. The installation will finish and this window will appear when complete. You will then be able to log in and join meetings.



How to Download Zoom on iPhone or Tablet

1. Open your App Store on iPhone or Tablet.
2. Search for **Zoom**. The app will look like:



3. You will select **Get/Download**. You may be prompted to enter information used to download applications.
4. Once downloaded, you will be able to open the App and **Sign In**.

How to Join a Meeting on Zoom

1. Open your desktop application or Zoom app from phone or tablet.
2. You will be prompted to sign in.

Sign In

Email address

Password

Sign In

[Forgot password?](#) Stay signed in

3. Once signed in, you can join a meeting with the plus sign. If you are joining a meeting, you will need your teachers' unique Zoom code and password. This will be provided by the teacher in Google Classroom.



New Meeting ▾



Join



IF YOU HAVE ANY
QUESTIONS OR
NEED FURTHER
ASSISTANCE,
CONTACT

Destiny Sager
(361) 648-2277

dsager@nazarethacademy.org