

Dear Families,

Happy Summer!! I hope you all have a wonderful summer with your families. I look forward to seeing all of your sweet children next year.

Below you will find directions for the summer work that needs to be completed for the start of 3rd grade. Be sure to have your children read daily as I want them to continue to build their skills and LOVE reading!!

Enjoy the summer,
Mrs. McLaughlin

Math Packet-The math packet includes a variety of skills we learned this year.

LA Packet- Pancake Tuesdays- This packet touches on some of the Language Arts skills we learned this year. Plus you can follow the recipe to make pancakes with your children.

Read, read read- The children are expected to read at least 2 books. The first book is *Bad Bella*, by Ali Standish. This story may be read independently or with help from you. As the children are reading the book or upon completion, they will need to fill out the graphic organizer.

The second book the children will read is *How to Be Cool in the Third Grade*, by Betsy Duffey. Again the children can read this independently or with help from you. They do not need to complete a graphic organizer for this book. This book will be discussed in class.

I encourage the children to also read any other books for enjoyment. I hope this year I have instilled the love of reading in them.




Cash Dash

Activity Sheet



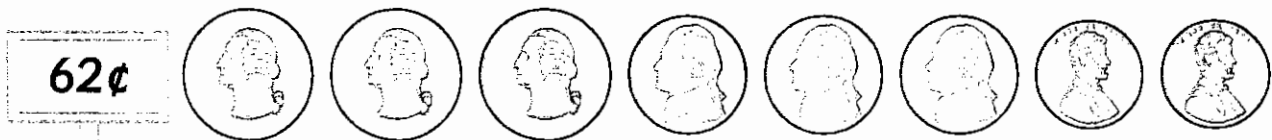
Name: _____

Class: _____

Find the total value of each set of coins or bills.



Color the coins and bills to show how you would pay the amount shown on each cash register.





Snoozing Time

Activity Sheet

Name: _____

Class: _____

Write the digital time below each clock.
The first one is done for you.

1



12:40


2




3



4



5



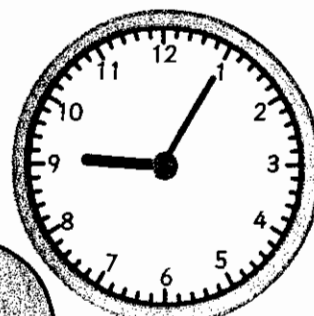
6



Match the time to the clock.



quarter after five | two ten | four fifty | ten thirty-five | ten to seven | five after nine






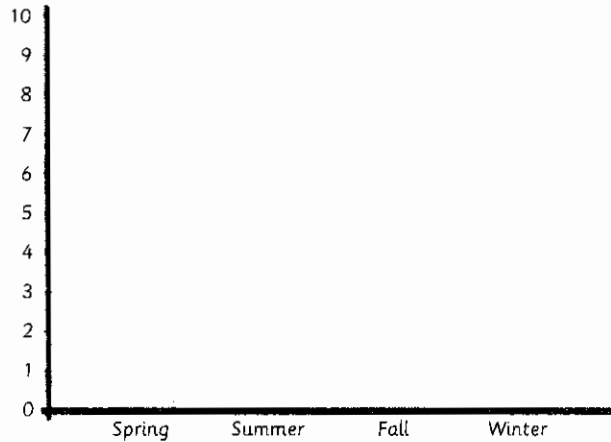
Name: _____

Class: _____

Twenty students were asked about vacations.
Their answers are shown in the bar graphs.
Use the bar graphs to answer the questions.



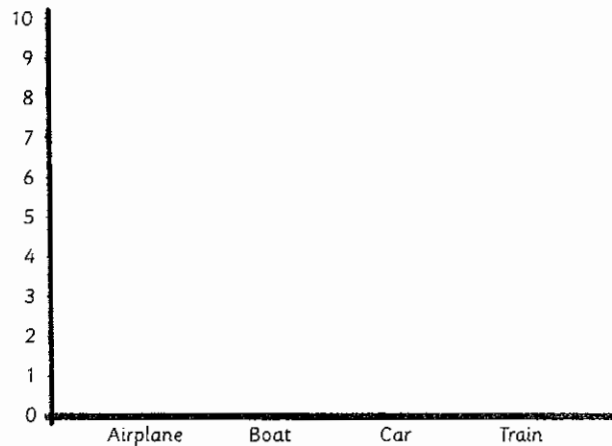
Favorite Season for Vacation



- 1 How many students best like to vacation in the fall?
- 2 How many students best like to vacation in the winter?
- 3 How many students would rather vacation in summer than in winter?
- 4 How many students would rather vacation in summer than in spring?
- 5 Which season do the most students like to go on vacation?



Favorite Way to Travel



- 6 How many students best like to travel by car?
- 7 How many students best like to travel by boat?
- 8 How many students would rather travel by airplane than train?
- 9 How many students would rather travel by car than train?
- 10 Which way to travel is the least favorite?

Unit 8: Pancake Tuesday



Pancake Recipe

Dry and wet ingredients are mixed together to make pancake batter.

The liquid batter becomes a breadlike pancake after it is cooked. Some people enjoy eating pancakes with maple syrup or fruit.

How to make 12 small pancakes
You will need:

- 1 egg
- 1 cup of milk
- $1\frac{1}{2}$ cups of flour
- 3 tablespoons of sugar
- a pinch of salt
- butter or oil
- a non-stick frying pan, two bowls and a whisk

1 In a small bowl, beat the egg with a whisk and add the milk. Place the flour, sugar and salt in a large bowl.




2 Slowly pour the milk mixture into the flour. Keep stirring all the time until you have a smooth batter.



3 Heat a teaspoon of butter or oil in the frying pan. Add 1 large spoonful of batter to the pan.



4 Cook over medium heat until the bubbles pop. Flip the pancake over and cook on the other side until golden brown.



In the texts

1 Read the text on page 76.

a What is the title?

b Answer *yes* or *no*. Does the text have:

- a list of ingredients and tools? _____
- numbered steps? _____
- steps that tell how, when and where? _____
- pictures to match each step? _____

c What is the text type? _____

d What do you learn by reading this text?

2 Read the text on page 77.

a What is the title?

b Is this text a letter, a list or a poem? Circle one.

c What do you learn by reading this text?

d Where might you find a text like this?

3 Label the following on pages 76 and 77.

money sandwich lunch bag pen

4 Write captions for these photographs.

boy on page 76: _____

boy on page 77: _____



5 Read This week in your canteen! Write how much each item costs.

apple juice	\$1.20	d banana milk	
a mandarin		e Vegemite roll	
b ham sandwich		f toasted cheese sandwich	
c chicken burger with salad		g three pancakes	

6 What types of juice can you buy?

7 What food is in a salad? | t t ce, c rr t, ch se,

t m to, eet oo

8 What is in the salad that is not a vegetable?

9 Can you buy pancakes on Friday?

10 Complete this lunch order.

I would like:

one apple juice _____

one chicken sandwich _____

one banana _____


Total: \$ _____

Write the price of each item and the total price for Samson's lunch.

Also, it is kind to write "Thank you" on your lunch order bag.

Name: Samson Ryan

Class: Year 2, Wombat Room



Sentences

A sentence can be a question. Do you like pancakes?

A sentence can be a command. Eat those pancakes now!

A sentence can be a statement. Pancakes are yummy.

A sentence can be an exclamation. The pancakes are burning!

1 Circle Q, C, S or E to show the type of sentence.

Q = Question C = Command S = Statement E = Exclamation

a We ate all the pancakes. Q C S E

b Are the pancakes ready yet? Q C S E

c Quick, flip the pancake! Q C S E

d Ouch, that pancake is hot! Q C S E

2 Write your own sentences about pancakes.

question a

command b

statement c

exclamation d

3 A sentence begins with a capital letter.

a Check that each of your sentences in question 2 starts with a capital letter. Done

b Read the steps for making pancakes on page 76.

Circle the capital letter at the start of each sentence. Done

Name _____

Sequencing Graphic Organizer

At the beginning	<hr/> <hr/> <hr/> <hr/> <hr/> <hr/> <hr/> <hr/>
Next	<hr/> <hr/> <hr/> <hr/> <hr/> <hr/> <hr/> <hr/>
After that	<hr/> <hr/> <hr/> <hr/> <hr/> <hr/> <hr/> <hr/>
Then	<hr/> <hr/> <hr/> <hr/> <hr/> <hr/> <hr/> <hr/>
Finally	<hr/> <hr/> <hr/> <hr/> <hr/> <hr/> <hr/> <hr/>