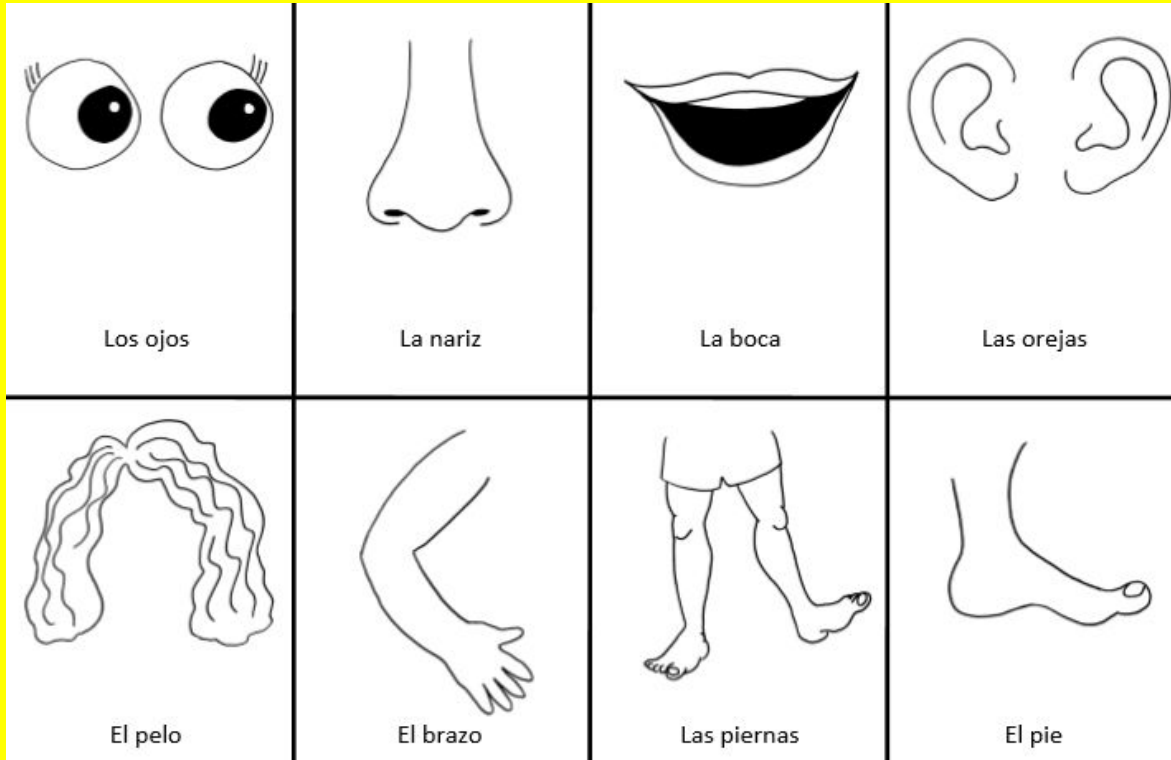


# Lección 4



# ¡Vamos a Cantar!

- Hola amigos
- Ya salió el sol
- Vamos a cantar y hablar en español
- ¿Cómo estás?
- Muy bien, gracias



**Gracias  
Padre  
por**

**¿Cómo estás?**

**This means “How are you?”**

# Las emociones



Muy bien



Así así



Muy mal



Fantástico/a



Enojado/a



Triste

¡Vamos a cantar!

Los emociones Viva CD #6

Or

Señor Hodge ¿Cómo estás?

**¿Cómo te llamas tú?**

**¿Cómo te llamas tú?**

**Me llamo (say your name).**



**¿Cómo te llamas tú?**


**Vamos a escuchar a  
“Me llamo” song.**

**Me llamo Señora/Señor\_\_\_\_\_.**

# Los Saludos- Greetings



Hola



Adiós



Buenos días




Buenas tardes




Buenas noches



Por favor



Gracias



De nada

¡Vamos a cantar!

**Buenos días song-  
Rockalingua or  
Viva CD #4 Buenos días**


**Chico**

**Chica**

O



Boy



A

Girl

**Chico**

**Amigo**

**Niño**

**Chica**


**Amiga**

**Niña**

O



Boy



A


Girl

Is your Mom a Chico Or a Chica?

O



Boy



A

Girl


Is your Mom a Chico Or a Chica?

**Chica**

O



Boy



A


Girl

Is your Dad a Chico Or a Chica?

O



Boy



A

Girl




Is your Dad a Chico Or a Chica?

**Chico**

O



Boy




A


Girl

Is your brother a niño or niña?

O



Boy




A


Girl

Is your brother a niño or niña?

niño




Boy




Girl

Is your sister a niño or niña?

O



Boy




A


Girl

Is your sister a niño or niña?

niña



Boy



Girl

Workbook page 6


Get a blue crayon and a pink crayon.

Circle the “o” at the end of chico, amigo and nino with a BLUE crayon.

Then circle the “a” at the end of chica, amiga and nina with a PINK crayon.

Then color the O and boy BLUE.

Then color the A and girl PINK.



Chico

Chica

Amigo

Amiga

Niño

Niña

## La Tarea/Homework:

1. Workbook page 6. Get a blue crayon and a pink crayon. Circle the “o” at the end of chico, amigo and niño with a BLUE crayon. Then Circle the “a” at the of chica,amiga and niña with a PINK crayon. Then color the O and Boy BLUE and the A and Girl PINK.
2. Go to [www.tinyurl.com/vivaspanish1](http://www.tinyurl.com/vivaspanish1)  
Passcode: vivaspanish1  
Watch the video:  
Buenos Días