



**WELCOME TO**  
**2nd Grade**  
**2021-2022**  
**SCHOOL YEAR**



## Reading Ideas for kids going into 2nd Grade

When it comes to picking out books, there is an easy way for them to choose a just-right book on their own. It's called the Five Finger Rule!

Here's how it works: Your child opens a book to the first page. They read the page and hold up one finger for every word they don't know or can't pronounce. The number of fingers they're holding up by the end of the page tells them if the book is the right level:

- 0-1 fingers: It's too easy.
- 2-3 fingers: It's just right.
- 4-5 fingers: It's too hard (or best read aloud with a buddy).

### What to Read:

Students should try to read different genres of books and types of books. Students should use summer reading time to read what they enjoy. This can be picture books, chapter books, audiobooks, etc. All reading is good reading.

Realistic Fiction Historical Fiction

Fairy Tales Folk Tales

Fantasy Science Fiction

Mystery Humor

Poetry Informational

Graphic Novels Comics

### 2nd Grade Summer Activity List

- Read 15-20 minutes a day. Try different types of books: chapter books, picture books, graphic novels, comic books, audiobooks or online books. Read to yourself, a buddy, or listen to someone read to you! It all counts!
- Talk about what you read with your family
- Write something at least once a week. You could write a story, a letter, a comic, make a book or keep a journal.
- Practice addition and subtraction facts. You can do this by playing games where you roll two dice and add them, online games, card games, and Monopoly.

### Suggested Websites:

<https://www.mathplayground.com/>

<https://blog.freckle.com/freckle-at-home>

<https://www.funbrain.com/>

<https://storylineonline.net/>

## **2<sup>nd</sup> Grade Supply List**

**1 Toolkit box (about 5X8in so it can fit in desk)**

**1 box of 24 or more pencils**

**3-5 Black EXPO dry erase markers (skinny if possible)**

**2 boxes Crayola crayons 24 count**

**4-6 glue sticks**

**1 pair of scissors**

**3 pocket folders**

**2 composition notebooks wide ruled ONLY**

**3 boxes of tissues**

**1 plastic file crate**

**1 pack Construction or drawing paper**

**1 shoebox for extra supplies**

**1 pair of headphones in a labeled bag**

**1 box gallon size bags**

## **2nd Grade Special List**

**1 Folder Labeled Religion & Music**

**1 Composition Notebook Spanish**

### **Art Supply List**

**2 #2 Pencils & Erasers**

**1 Box of Markers**

**1 Scissors**

**1 Set of Watercolors (Crayola)**

**1 Box of Crayons**

**1 Box of Tempera (poster) paints in small plastic containers**

**3 Glue Stick**

**1 Box of colored pencils (optional)**

**1 Container to hold just art supplies to carry to class -**

**This can be a shoebox or plastic container**

**2 Black sharpies**

### **Aftercare Supply List**

**(If registering for aftercare)**

**1 Gallon Size Storage Bag**


**Coloring Book/1 Box of Crayons**

**Small Package of Legos**

**Play dough**

**Label Bag with students name and grade**

Optional  
Summer Work for  
2nd Graders!



# Summer Reading Challenge

## Reading All Shapes & Sizes

- Read a fiction book
- Read a letter
- Read a newspaper
- Read an eBook
- Read a recipe
- Read a postcard
- Read a mystery
- Read a biography
- Read a menu
- Read instructions
- Read poetry
- Read a joke book
- Read a magazine
- Read a dictionary!
- Read a chapter book
- Read a picture book
- Read a comic
- Read a non-fiction book
- Read song lyrics
- Read a blog page
- Read a web page about a theme park.
- Read a greetings card
- Read a historical book.

[www.PYPteachingtools.com](http://www.PYPteachingtools.com)

## Reading All Over the Place

- Read in bed
- Read upside down
- Read outside
- Read by a pool
- Read to a pet
- Read aloud like an opera singer!
- Read to a friend
- Read with sunglasses
- Read in a hat
- Read by torchlight
- Read to a parent
- Read at the library
- Read to a grandparent
- Read in the park
- Read aloud in a whisper
- Read over the phone
- Read while eating ice cream
- Read to your favorite toy
- Read to a neighbor
- Read under an umbrella
- Read with music
- Read standing up

Can you meet the challenge?  
Can you check it all off?

# HOME LEARNING MENU Week 1



Choose \_\_\_ activities to do at home this week..

<p>1. Bake a dessert using an online book or recipe. Follow each step and measurements closely.</p>	<p>2. Play a game like Monopoly, Scategories, or Yahtzee. Read the directions out loud to the other players.</p>	<p>3. Write a letter to a family member or friend that does not live near you.</p>
<p>4. Use a map to plan your dream vacation. Where would you go? What would you see?</p>	<p>5. Read a book and write a review. Did you like the book? Why or why not? What was the best part? Who else should read it?</p>	<p>6. Turn off all the lights! Grab a book and read with a flashlight.</p>
<p>7. Do some research on the weather in your area for the next week. Record yourself giving a detailed weather report.</p>	<p>8. Make a video of yourself reading your favorite picture book. Send the video to a family member who would also love the story.</p>	<p>9. Download the app, Stack The States, and play the game to learn where the different states are in the United States.</p>

# HOME LEARNING MENU

## Week 2



Choose \_\_\_ activities to do at home this week.

<p>1. Practice your typing skills on <a href="http://typingclub.com">typingclub.com</a>.</p>	<p>2. Create a comic strip to show something fun you did last month. Don't forget conversation bubbles.</p>	<p>3. Use a grocery store ad to plan what you would buy if you had \$35 to spend at the store to make dinner for your family.</p>
<p>4. Plant a seed and research online how to take care of a plant. Make a list of the most important thing that you need to do.</p>	<p>5. Make a creation using Legos. Then list the steps someone would have to follow to make a creation that looks just like yours.</p>	<p>6. Read <u>Alexander and the Horrible No Good Very Bad Day</u>. Then watch the movie. Write about how the book and the movie are similar and how they are different.</p>
<p>7. Hide 5 things around your house. Create a scavenger hunt with written clues or draw a map to help a family member find them.</p>	<p>8. Research the city you live in online. Create a brochure that explains the places to see, places to shop and other things that you can do in the city you live in.</p>	<p>9. Listen to an audio book using <a href="http://getepic.com">getepic.com</a> or <a href="http://audible.com">audible</a>. Write a review about how you liked or disliked the book.</p>



# HOME LEARNING MENU

## Week 3



Choose \_\_\_ activities to do at home this week..

<p>1. Make your own board game. Include written directions. Play with a friend or a family member.</p>	<p>2. Grab a bag of colored candy such as Skittles or M&amp;Ms. Make a graph of the number of candies in each color in the bag.</p>	<p>3. Write at least 10 questions and interview a family member or friend. You can do it in person or on the phone.</p>
<p>4. Help a family member to make dinner. Be sure to carefully read all the directions.</p>	<p>5. Choose your favorite ocean animal. Create a PowerPoint slide show or a poster to share lots of fun facts about the animal. Include pictures!</p>	<p>6. Make a fort using blankets and chairs. Enjoy a good book inside of your fort!</p>
<p>7. Spend 30 minutes watching videos and playing games on: <a href="http://kids.nationalgeographic.com">kids.nationalgeographic.com</a></p>	<p>8. Create a schedule for your day. Write what time you will start and end each activity and how many minutes you will be spending on a task.</p>	<p>9. Write a short story about a cat and a dog that are best friends. Draw pictures and make your story into a book.</p>

# HOME LEARNING MENU

## Week 4



Choose \_\_\_ activities to do at home this week..

<p>1. Make your best paper airplane. Fly it 3 times and measure its distance. How can you change the plane to make it go further? Try it!</p>	<p>2. Go to <a href="http://artforkidshub.com">artforkidshub.com</a> and complete a how to drawing of your choice. Following each step carefully.</p>	<p>3. Write a thank you letter to a first responder, soldier, or member of the community. Thank them for all they do. Then mail the letter.</p>
<p>4. Make a collage of pictures from magazines or photographs that show things you love. Write a paragraph about why you chose each picture.</p>	<p>5. Record yourself teaching someone how to do something. For example make a peanut butter &amp; jelly sandwich, braid your hair, paint a picture, etc.</p>	<p>6. Using sidewalk chalk to write inspirational messages on your driveway or patio for people that might pass by.</p>
<p>7. Watch the movie of the week on <a href="http://jr.brainpop.com">jr.brainpop.com</a> Scroll down and complete one of the activities after watching it.</p>	<p>8. Grab a deck of cards. Play a game of WAR but put down 2 cards each time and add, subtract, or multiply them (depending on child's level). Highest answer wins.</p>	<p>9. You are stranded on a deserted island. Using LEGOS, build the best boat possible that can get you off the island.</p>

# HOME LEARNING MENU

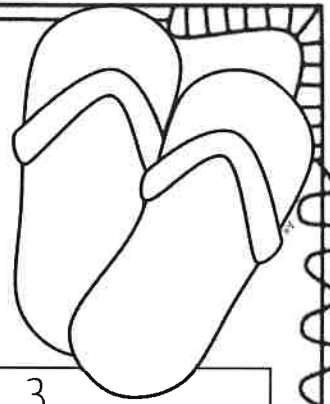
## Week 5



Choose \_\_\_ activities to do at home this week.

<p>1. What was the last movie you watched? Type up a review of your thoughts on the movie and if you recommend it for others.</p>	<p>2. Read an article on Timeforkids.com Then write what you thought about the article. Did you enjoy it? What did you learn?</p>	<p>3. Plan a backyard field day. First draw out your obstacle course. Then set it up in your backyard. Have a family member try it out with you.</p>
<p>4. Make dinner for the family. Create a menu that shows a detailed picture and word description for each food item. Serve your family like you're the waiter.</p>	<p>5. Create an exercise video for kids. Plan your workout and each exercise you'll do. Record yourself instructing your workout.</p>	<p>6. Put some shaving cream on a cookie sheet. Grab a stack of math flash cards. Write the answers in the shaving cream with your finger.</p>
<p>7. Spend 30 minutes watching videos and playing games on: <a href="http://highlightskids.com">highlightskids.com</a></p>	<p>8. Acrostic Name Poem- Write your first and last name vertically on a paper. Use each letter in your name to begin a sentence about yourself.</p>	<p>9. Go on a geometric shape hunt around your home. What can you find that is shaped like a cube, pyramid, sphere, cylinder or rectangular prism?</p>

# JUNE WRITING MENU

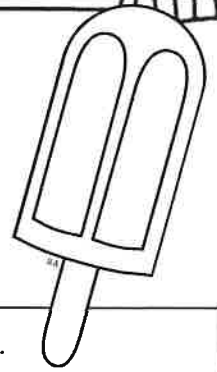


1. June 1 <sup>st</sup> is National Say Something Nice Day. Write about a time you said or did something nice for someone. How did it make you feel?	2. Write a personal narrative about one of your best memories from the past school year.	3. Write a personal narrative about a time where you had to keep trying at something and you didn't give up.
4. Flip-flops or sneakers? Which shoe is better for summertime use? Write an opinion piece with reasons and examples to support your opinion.	5. Why should kids get plenty of exercise each day? Write an opinion piece with reasons and examples to support your opinion.	6. What summer activity do you think is the most fun? Write an opinion piece with reasons and examples to support your opinion.
7. Write an informational report about pool safety and why it's so important.	8. The ocean is filled with all kinds of interesting creatures. Choose one and write an informational report about it.	9. June 4 <sup>th</sup> is National Cheese Day. Write an informational report about how cheese is made.

## WRITING PROCESS

- Plan:** Write an outline before you start drafting.
- Draft:** Use the plan as a guide as you write your piece.
- Revise:** How can you make your writing sound better?
- Edit:** How can you make your writing look better?
- Final Draft:** Neatly write your piece.

# JULY WRITING MENU




1. If you could choose anywhere to go for summer vacation, where would it be? Write a story about you getting a chance to visit there.	2. July 15 <sup>th</sup> is National Give Something Away Day. Write a personal narrative about a time you gave something away to somebody.	3. Have you ever made a lemonade stand? Write a story about opening your own food/drink stand. What would you sell and where would you set up your stand?
4. July 8 <sup>th</sup> is National Video Game Day. Write about the best video game you've ever played. Give reasons and examples to support your opinion.	5. What is your favorite ice cream flavor? Write an opinion piece with reasons and examples to support your opinion.	6. What is the best place to visit in your city or town? Write an opinion piece with reasons and examples to support your opinion.
7. July 12 <sup>th</sup> is Cow Appreciation Day! Write an informational report about cows and why they are important.	8. The United States celebrates the 4 <sup>th</sup> of July by watching firework displays. Write an informational report about how fireworks are made.	9. Did you know there are 440 known species of sharks in the world? Choose a type of shark and write an informational report about it.

## WRITING PROCESS

- Plan:** Write an outline before you start drafting.
- Draft:** Use the plan as a guide as you write your piece.
- Revise:** How can you make your writing sound better?
- Edit:** How can you make your writing look better?
- Final Draft:** Neatly write your piece.

# AUGUST WRITING MENU



1. Write a story about a kid who had the best first day of school ever. What things happened in his/her day?	2. August 2 <sup>nd</sup> is National Friend Day! Write a personal narrative about a special moment you shared with a friend.	3. Write a story about finding a hundred-dollar bill and how you spent it.
4. Should kids be able to wear hats to school? Write an opinion piece with reasons and examples to support your opinion.	5. What is the best chapter book that you have read or that has been read to you? Write an opinion piece with reasons and examples to support your opinion.	6. What is one thing you think people can do to make the world a better place? Write an opinion piece with reasons and examples to support your opinion.
7. August is National Inventor's Month! Choose a famous inventor and write an informational report about them.	8. Write an informational report about the Sun and why it is so important to us.	9. August 10 <sup>th</sup> is National S'mores Day! Write an informational "How to" writing piece about how to make s'mores and what you need.

## WRITING PROCESS

- Plan:** Write an outline before you start drafting.
- Draft:** Use the plan as a guide as you write your piece.
- Revise:** How can you make your writing sound better?
- Edit:** How can you make your writing look better?
- Final Draft:** Neatly write your piece.