

Lesson 9 – Jesus Teaches us to Pray/Christmas

Grade 1 – Chapter 9 and Christmas

KEY CONCEPT

Prayer is talking and listening to God. Jesus taught his friends how to pray the Lord's Prayer.

QUICK SESSION OVERVIEW

STEP 1 - WELCOME

STEP 2 - INVITE

STEP 3 - DISCOVER

STEP 4 - LIVE

STEP 5 - CLOSING

Be Flexible

-Kids are going to be kids and we need to meet them where they are at

-We have lesson plans but when you get into a certain topic that you're getting good engagement from your kids on, you should continue to push that

-Understand your class and know what gets them going, then use this as your planning your lesson

STEP 1 - WELCOME

TIP

Community Activity

STEP 2 - INVITE

TIP

Let us Pray

- **Say prayer on pg. 135**
- **Say Our Father together**
- **Read God's word section**
- **Talk about What do you wonder questions.**

STEP 3 – DISCOVER

TIP

Stay Close to God

- **What are some ways to pray?**
 - **Read paragraphs.**
 - **Ask question at the end**
- **Do the Quick tip and recite the Blessing prayer.**
- **Ask the kids to start to learn the prayer at home.**

Pray Anywhere

- **Read paragraphs.**
- **Activity sheet – Thanks to God**

Learn to Pray

- **What special prayer did Jesus give his followers?**
- **Read paragraphs**
- **Talk about ways to pray in God's word section**

The Lord's Prayer

Can make sure the children understand what is being said or what it means.

Christmas section:

- **Watch Brother Francis Movie (26 min)**
 - **Go to: saintalberts.formed.org**
 - **Click “Register Now” and register under your email (if you already have a Formed account, go to formed.org and login)**
 - **Once registered, search in the site for “Brother Francis: O Holy Night”**
- **Coloring sheet**
- **Activity Sheet**
- **Have a book on the Nativity that you can read. You can have the kids just listen or do an optional Christmas activity while you are reading.**

STEP 4 – LIVE

TIP

Our Catholic Life

- **Review the chart about The Lord's Prayer**
- **Do Quick tip and talk about ways we learn to pray.**

A Season of Joy (pg. 24)

Ask: How does the Church celebrate the Christmas season?

- **Read the paragraphs**

The Star of Bethlehem

- **Read paragraphs**
- **Emphasize that the Magi followed the star to Jesus.**
- **Invite the children to share ways they can light the way to Jesus for others.**

Take Homes:

- **Review Family and Faith section with your parents**
- **Chapter Review**

STEP 5 – CLOSING

TIP

Closing Prayer

- **Say prayer on pg. 142**
- **Our Father and Hail Mary**

WHEN SHOULD I PRAY?



First thing in the morning



At mealtime



When I need something



At bedtime



When I am happy

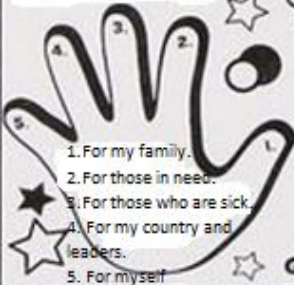


When I am scared



When I am sad

My five fingers help me every day, to remember those for whom I pray.




1. For my family.
2. For those in need.
3. For those who are sick.
4. For my country and leaders.
5. For myself.

Write your own prayer:

Give thanks to the Lord each day!



Anytime to pray is right!




Suggestion for Optional Christmas Activity to do at home.





Poinsettia

Directions: Let the children decorate the picture of the poinsettia with crayons or markers. Tell the children that the poinsettia is a flower that is often used for decoration at Christmastime.



© 1998 Abington Press

God's Son Is Born

(Luke 2)

Mary and Joseph decided to stay in a stable. During the night, a wonderful thing happened! Mary gave birth to Jesus—God's own son. She wrapped Him in a cloth and placed Him in a manger.

Use the code to color the picture.



Christmas Tree Blessing

O God, Creator of heaven and earth,
help us as we prepare to celebrate the birthday of Jesus, your Son.
Bless this tree we have decorated.

You have created the fir tree to remain green all year long.
It is a symbol for us of everlasting hope.

As its needles point to heaven, may our thoughts be always turned to you.
May it remind us of the joy, hope, and celebration of this Christmas season. Amen.

