

Lesson 6 – God the Holy Spirit

Grade 2 – Chapter 6

KEY CONCEPT

The Holy Spirit guides the Church and helps you to be a disciple. The Holy Trinity is one God in three Divine Persons.

QUICK SESSION OVERVIEW

STEP 1 - WELCOME

STEP 2 - INVITE

STEP 3 - DISCOVER

STEP 4 - LIVE

STEP 5 - CLOSING

HELPFUL HINT OF THE DAY

Redirect Behavior

- Kids don't always hear what you say but how you say it. A firm, confident voice is different than just a frustrated, angry one.
- Tell them to stop. If you find yourself yelling, you are losing control of the group.
- Being specific about your directions lets them know what is needed. Being prepared and stating this upfront will help you lead effectively.
- Sometimes we all just need to move around, so lead them in an activity that might get them out of their seats or the classroom.

STEP 1 - WELCOME

TIP

Community Activity – Maze or Difference sheet

STEP 2 – INVITE

TIP

Let us Pray

Say the prayer.

Pray the Hail Mary and Glory Be together.

Use this story after the opening prayer, before talking to the children about the Holy Spirit.

- Discuss how every time we make good choices and show love for God, the Holy Spirit is present and working in us.
- Connect the effects of the wind with the effects of the Holy Spirit as you transition back to the lesson instruction.

It was Fall and Betsy and her mom were walking down a sidewalk on their street. Suddenly, some leaves that had been in a pile lifted up in the air and swirled around. It looked like they began running down the street together.

Betsy asked “Did the wind do that to the leaves?”

Her mom answered, “Yes. We can’t really see the wind. We can only see what the wind moves.

Read the “Wind” story. Tie this into the What do you wonder questions.

STEP 3 – DISCOVER

TIP

One in Three

- **Who is the Holy Trinity?**
- **Read the paragraph. Talk about the dove picture which is often how the Holy Spirit is depicted. Can have the children color the picture.**
- **Read God's word.**

Father, son, and Holy Spirit

- **Read paragraphs and then have the children do the Share the Faith section.**
- **Activity – Do the Holy Trinity worksheet.**

Guided by the Spirit

- **Read the paragraph and God's word**
- **Optional activity – Do a disciple collage (see optional activity) with their parents. Will need old magazines to look through for pictures.**

The Holy Spirit Today

- **Read paragraphs**
- **Discuss Disciples of Jesus**
 - **Quick tip on pg. 111 about Love your Neighbor**

STEP 4 – LIVE

TIP

Our Catholic Life

- **Read paragraphs.**
- **Activity -Have footprint for each student. Have them write or draw one way to follow Jesus' example of being a disciple.**

Read about St. Arnold Jonssen

Take Home:

- **Share the Family and Faith section with your parents**
- **Do chapter and unit reviews.**

STEP 5 – CLOSING

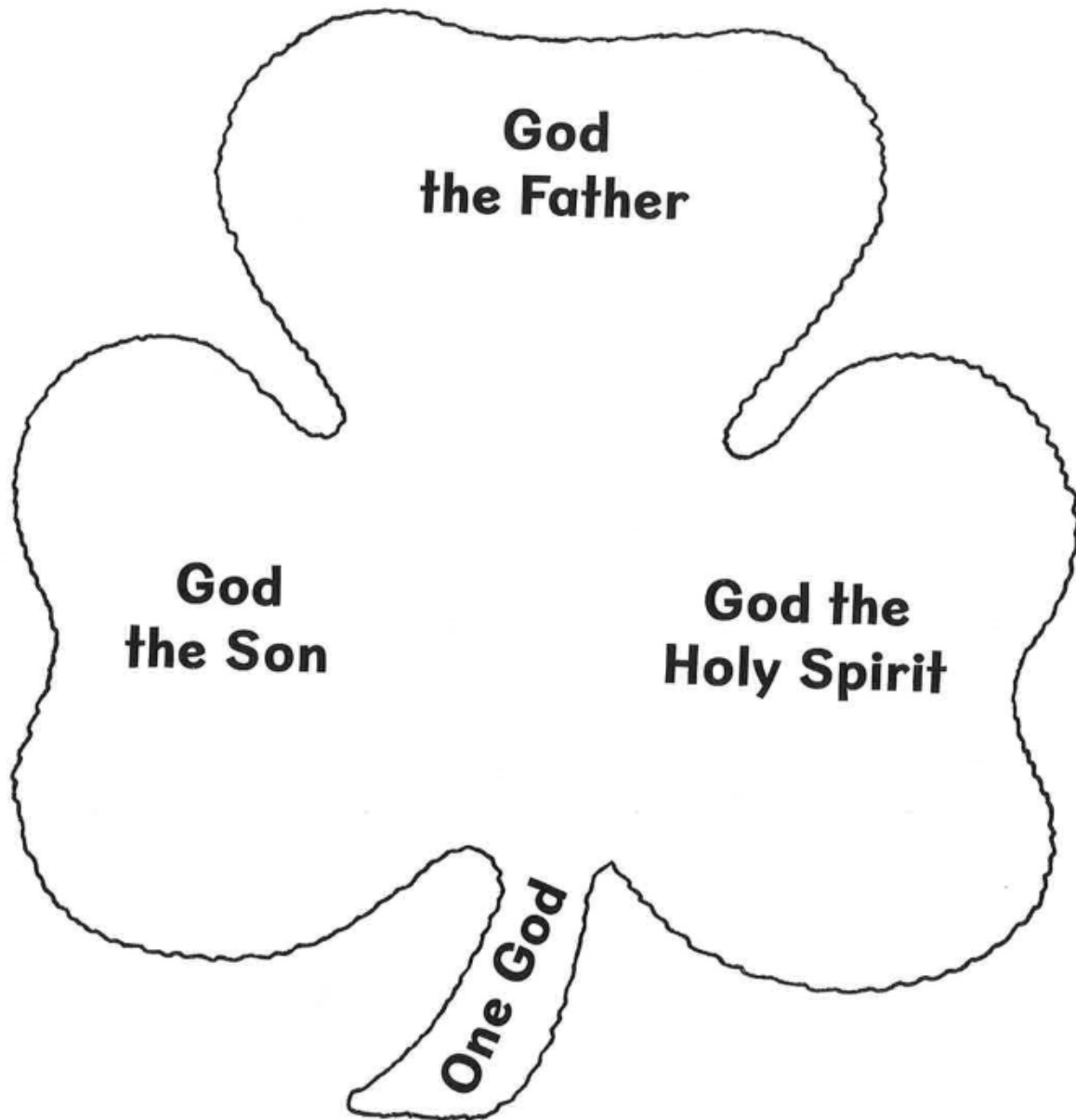
TIP

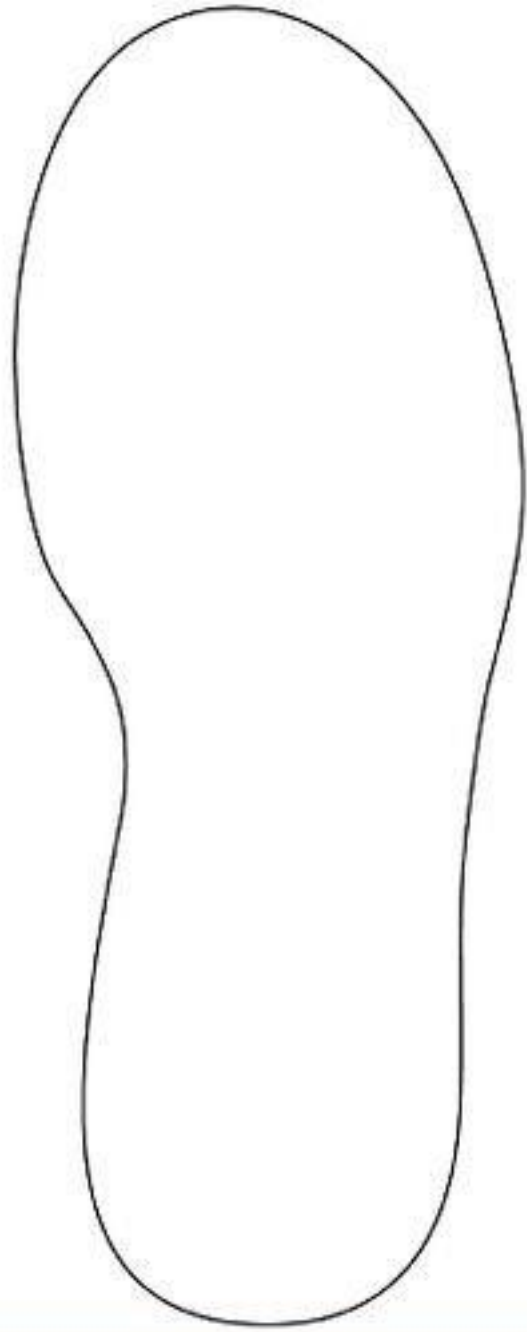
Prayer

- **Say the Prayer for the Holy Spirit (pg. 113) as the closing prayer. Catechist says a section and then have the children repeat it. Then say the entire prayer again.**

The Holy Trinity



Use pictures or words to tell about each Divine Person of the Holy Trinity.






THE LORD IS MY SHEPHERD

Spot 8 differences between the two pictures.



Jesus Walks On Water. Matthew 14:25

Calvary Kids Pages www.calvarywilliamsport.com/kid-index.html



Calvary Kids Pages www.calvarywilliamsport.com/kid-index.html