

Lesson 9 – God’s Mercy

Grade 2 – Chapter 9 and Christmas

KEY CONCEPT

God is merciful and forgiving. God will always forgive you if you are truly sorry.

QUICK SESSION OVERVIEW

STEP 1 - WELCOME

STEP 2 - INVITE

STEP 3 - DISCOVER

STEP 4 - LIVE

STEP 5 - CLOSING

Be Flexible

-Kids are going to be kids and we need to meet them where they are at

-We have lesson plans but when you get into a certain topic that you’re getting good engagement from your kids on, you should continue to push that

-Understand your class and know what gets them going, then use this as your planning your lesson

STEP 1 - WELCOME

TIP

Community Activity

STEP 2 - INVITE

TIP

Let us Pray

Say prayer on pg. 141 Pray the Our Father

Use this story after the opening prayer, before you talk about God's mercy and love.

- **Read the story below - "Kim's Problem."**
- **Ask the children if something similar has ever happened to them and how they handled it.**
- **Remind them that God is merciful, and this shows us how to be merciful. At this point, transition back to the lesson instruction.**

Kim likes to play ball. Her mom told her to play in the park, but the park was full of big kids. Kim and Jason went to the lot next to her house to play.

Jason pitched the ball, and Kim hit it hard. The ball sailed far into the air! Kim ran to first base. Then she heard glass shatter. The ball had hit the kitchen window.

Kim knew her mom would come outside soon.

- **What sacrament does this remind you of?**
- **Can pray an Act of Contrition with the children.**
- **Read God's word**
- **Talk about What do you wonder questions.**

STEP 3 – DISCOVER

TIP

Jesus Teaches Forgiveness

- **Read paragraph**
- **Read God's word**
- **Discuss the parable with the children to see if they remember the important parts of the story**
- **Optional Activity – Forgiveness Chain (The children can make this after class if they choose)**
- **Review Faith words**

Forgive One Another

- **Read paragraphs.**

A New Model

- **Read paragraphs and ask the questions on how you could change this scene. (can include paragraph on Putting things away before having them role play)**
- **Activity – A Forgiveness Puzzle**

Christmas section

- Watch Brother Francis Movie (26 min)
 - Go to: saintalberts.formed.org
 - Click “Register Now” and register under your email (if you already have a Formed account, go to formed.org and login)
 - Once registered, search in the site for “Brother Francis: O Holy Night”
- Coloring sheet
- 2 Activity sheets
- You can have a nice Christmas book to read to your class
- Christmas activity for the children. (This can be done while you are reading the book or separately)

STEP 4 – LIVE

TIP

Our Catholic Life

- **Read paragraphs**

Take Homes:

- **Review Family and Faith with your parents**
- **Chapter and Unit review**

STEP 5 – CLOSING

TIP

Closing Prayer

- **Say prayer on pg. 148**
- **Say the Hail Mary and Memorare**

Bren Did

Christmas Joke Teller

1
What do gingerbread men use to make the bed?
Santa

2
Why is Santa good at karate?
He has a black belt!

3
What do you call an elf who sings?
A wrapper!

4
What's the best thing to put into Christmas cookies?
Your teeth!

5
What do you call a reindeer with bad manners?
RUDE-olphi!

6
What do you call a reindeer with bad manners?
Deer

7
What do elves do after school?
Their gnome work!

8
What's the best thing to put into Christmas cookies?
Your teeth!

9
Why are Christmas trees bad at sewing?
They always drop their needles!

10
What's the best thing to put into Christmas cookies?
Your teeth!

11
What do you call an elf who sings?
A wrapper!

12
What's the best thing to put into Christmas cookies?
Your teeth!

HOLLY JOLLY CHRISTMAS

How to Use the Joke Teller

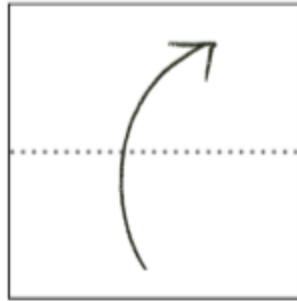
1. Print and fold a joke teller. Gather players & pick one person to operate the joke teller & one to play.
2. Have the player choose one of the top four squares. The operator spells the object while opening and closing the joke teller for each letter.
3. Player selects a number. The operator counts out loud while opening and closing the joke teller for each count.
4. Player selects a number. The operator tells the joke under the number and then opens the flap for the answer.
4. The player then becomes the joke teller operator. Rotate play until each person has a turn.
5. You can also use the joke teller alone!

Bren Did

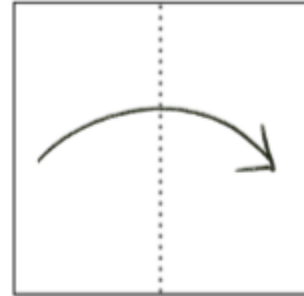
How to Fold Cootie Catcher



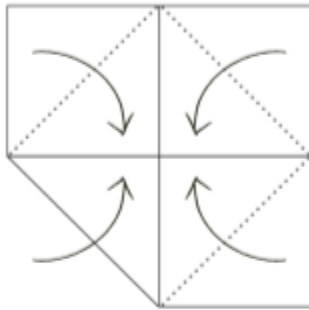
1. Cut out a paper square.



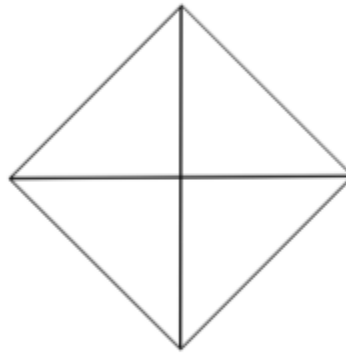
2. Design facing up fold in half vertically



3. Design facing up fold in half horizontally

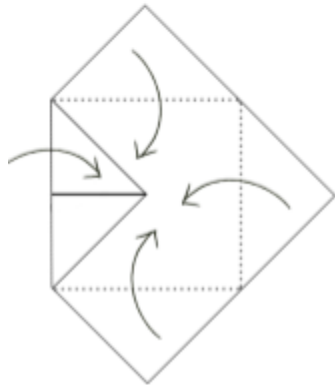


4. Design facing down, fold each corner to the center.

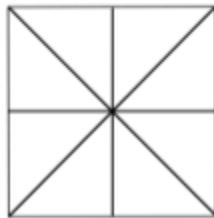


5. Flip paper over, questions will be facing up.

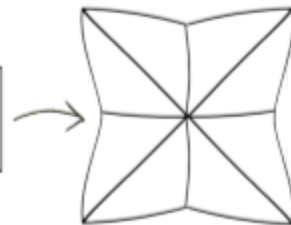
From
BrenDid.com



6. Fold each corner to the center.



7. Crease along center lines into a square.



8. Unfold to step 7, insert fingers under each flap & shape final cootie catcher.

Christmas Symbols

Find the words below in the Word Search. During the holiday season, look for these Christmas symbols in your church or community.

ANGELS

CANDIES

CANDYCANE

CARNATION

CRIB

DOVE

HAND OF GOD

HOLLY

HOLY FAMILY

LAMBS

SHEPHERDS

STAR

THRONE

TREE

TRUMPET



HDOGFODNAHNG
 COPTREERS ONM
 NALEZVQFI I SE
 HBNLORATS LHT
 CANDYCANE E EA
 SSEUINRGVNPR
 TBWARENICOH
 FMAATASFBREC
 IACKJESUSHRE
 GLXTEPMURTD
 HOLYFAMILYSM



Suggestion for Optional activity to do for Christmas

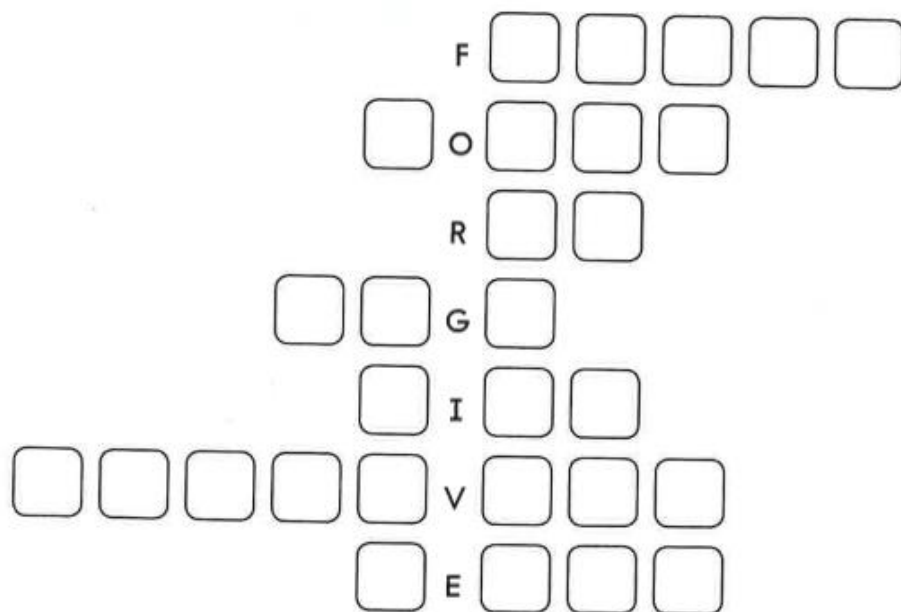


A Forgiveness Puzzle

Think about the story "The Prodigal Son." Read and answer the clues below, then fill in the letters for the words to complete the puzzle.

Clues

1. The person who forgave the son was his _____.
2. The son lost all his _____.
3. When the father saw his son, he _____ to meet him.
4. The son had to get a job feeding the _____.
5. The son went to a far away _____.
6. The story of The Prodigal Son reminds us of our _____ Father.
7. The father showed his forgiveness and _____.





© 2013 Jan Dale Art & Design. Reproduction permitted for noncommercial use.