

Lesson 11 – The Church’s Guide

Grade 1 – Chapter 11

KEY CONCEPT

God the Holy Spirit is the Third Divine Person of the Holy Trinity. The Holy Spirit fills people’s hearts with love and guides the Church.

QUICK SESSION OVERVIEW

STEP 1 - WELCOME

STEP 2 - INVITE

STEP 3 - DISCOVER

STEP 4 - LIVE

STEP 5 - CLOSING

It’s what THEY say that matters most

- Each person has ideas to share – allow for freedom of expression
- Take turns and allow the voices to be heard
- Ask a question, then Stop, Look and Listen
- Although you might have a student that may frustrate you at times, we need to meet them where they are at and hear what they have to share in order to understand

STEP 1 - WELCOME

TIP

Community Activity – coloring sheet

STEP 2 – INVITE

TIP

Let us Pray

- **Say prayer on pg. 159**
- **Use this story after the opening prayer, before explaining that the Holy Spirit guides us every day.**
 - **Read aloud the story as the children follow along.**
 - **After asking the children to name someone who is a guide for them, transition back to the lesson instruction.**

Who Can Help?

- **A ranger guides people who visit a park**
A guide shows children interesting things at the science center.
A guide dog is trained to lead the blind.
A fishing guide helps anglers catch fish.
A guidebook shares important information with travelers.
Guides help lead us and teach us.
- **Read God's word**
- **Talk about What do you wonder questions.**

STEP 3 – DISCOVER

TIP

God the Holy Spirit

- **Read paragraphs**
- **(Add information from the Quick tip on pg. 160)**

The Work of the Holy Spirit

- **Read paragraphs**
- **Read God’s Word**
- **Finish paragraphs**

Activity – Have children do the Share Your Faith section (connect the dots)

Activity – A Sign of the Holy Spirit mobile

Ways to God

- **Read paragraph**
- **Read about St. Therese of Lisieux**

A Guide for Everyone

- **Read paragraph**
- **Tell the children Therese called herself “the little flower of Jesus”**
- **Do song under optional activity on pg. 162**
- **Activity - Do Connect your Faith activity on pg. 163**

STEP 4 – LIVE

TIP

Our Catholic Life

- **Read paragraphs**
- **Review Gifts of the Holy Spirit with the class.**
- **Activity – paper airplane or Fruit of the Spirit coloring sheet**

Talk about St. Rose of Lima

Take Homes

- **Remind the children to review the Faith and Family section with their parents**
- **Chapter Review.**


STEP 5 – CLOSING

TIP

Closing Prayer

- **Say prayer on pg. 166**
- **Say Our Father and Glory Be together as a class.**


We are people



of God's peace!

Fruit Of The Spirit

Galatians 5:22-23




I'm a tree planted by the water


© Copyright 2001 WayCoolBibleSchool.com

Name _____ Date _____


A Sign of the Holy Spirit

In the blank boxes, draw two ways the Holy Spirit helps you do good things. Then, cut out the dove and the squares. Next, punch out the four holes. Use string or yarn to hang the squares from the dove.





SundaySchoolKids.com



Paperclip
about here
on outside

AIRPLANE

- A. Color wings to dotted lines
- B. Cut on outside solid line
- C. Fold on dotted lines A and B
- D. Reopen and glue along A glue line and B glue line.
- E. Bring glue by folds A and B together pressing the centerline of the paper below
TEST that wingtips match or shift paper.
- F. Press all folds again and lift wings away from plane.
- G. Add paperclip under nose