

# Lesson 15 – Ways to Pray

Grade 2 – Chapter 15

## KEY CONCEPT

*Prayer is being with God in your mind and heart. We pray in many ways, for many reasons. Jesus taught his followers the Lord's prayer.*

## QUICK SESSION OVERVIEW

STEP 1 - WELCOME

STEP 2 - INVITE

STEP 3 - DISCOVER

STEP 4 - LIVE

STEP 5 - CLOSING

## HELPFUL HINT OF THE DAY

### Always Address the “so what?” Question

- The tradition, doctrines, scripture and heritage we possess sit in a vacuum if they are not connected with real life experiences
- There is always a “why” behind each teaching of the Faith
- These are the most important things to explain to our youth because that is when true learning happens. They are able to connect it with a reason instead of just being told what to do
- Don't pass up opportunities to address these questions. If left unanswered, the lesson will be forgotten by the kids by the time they get into the car to go home!
- If you don't the “why” behind a teaching, just ask! None of us are perfect to have each answer but that's why we are called to community with those around to help each of us learn more.

## ***STEP 1 - WELCOME***

### **TIP**

#### **Community Activity**

## ***STEP 2 – INVITE***

### **TIP**

#### **Let us Pray**

- **Our Father**
- Use this story after the opening prayer, before telling the children how Jesus taught us to pray.
  - Discuss how holy things remind us of God and his holy People, but it is not necessary to have them to pray.
  - When finished with the discussion, transition back to the lesson instruction.
- At Grandpa’s house there is a statue of a man dressed in a long brown robe, holding a child.
- “Who’s that, Grandpa?” Joey asked.
- Grandpa said, “That’s Saint Anthony. There’s a story that once somebody saw him praying. He was holding Jesus in his heart with so much love that it seemed as if the Christ Child was in his arms. Saint Anthony reminds me that God is in my heart, too,” said Grandpa.
- **Read God’s word section**
- **Talk about What do you wonder questions.**

## **STEP 3 – DISCOVER**

### **TIP**

#### **Talking with God**

- **Read paragraph.**
- **Read God's word section. Ask the questions in the margin regarding the scripture passage.**

#### **The Lord's prayer**

- **Read paragraph.**

**Read the Lord's prayer section on pg. 211.**

**Make sure the children understand each line. Make sure they know the word is Thy (many of the children say my) and that Thy refers to God in this prayer.**

**Activity – Do activity with paper plate described on pg. 211**

#### **Types of Prayer**

- **Read paragraphs**
- **Review the different types of prayer in the Catholic Faith word section.**
- **Ask the children to give an example of each type of prayer (i.e. blessing – God bless my mom as she did something nice for me today)**

**Activity - Can do Thanking God sheet to help them think of things to be thankful for.**

**Activity – Color the picture on pg. 212. Share one thing you pray for before going to bed. Can recite the Angel of God prayer that is often used before bed or can read the bedtime prayer on pg. 325**

**Activity – Time to pray card**

#### **How to Pray**

- **Read paragraphs. Talk about sacramentals.**

**Activity – Talk about the stations of the cross and review how they tell the story of Jesus before he died on the cross and was raised. Tell the children they can look for the stations the next time they are in Church.**

## ***STEP 4 – LIVE***

### **TIP**

#### **Our Catholic Life**

- **Read paragraphs**
- **Activity – Fill in the blanks to identify prayer types (pg. 214)**
- **See if the children can come up with extra examples of each type of prayer.**

**Talk about St. Alphonsus Liguori (pg. 215)**

**Activity – Can do unit review together as a class if time permits.**

#### **Take Homes**

- **Remind the children to review the Faith and Family section with their parents**
- **Chapter and Unit Review.**

## ***STEP 5 – CLOSING***

### **TIP**


#### **Closing Prayer**

- **Say prayer on pg. 128**
- **Review Our Father and Hail Mary**

Name \_\_\_\_\_ Date \_\_\_\_\_

## Time to Pray

You know that there are many kinds of prayers. You can pray anytime and anywhere. Use the doorknob sign when you pray in your room. Color and decorate it before cutting it out.




# Thanking God


Name \_\_\_\_\_

When we think about all the wonderful things God has done for us, we realize how often we need to say a prayer of thanksgiving to our loving God.


Look at the picture frames below. In each one, draw something or someone to thank God for.




*My pet (or a pet I would like to have)*



*One of my favorite foods*



*My favorite holiday*



*A person who makes me happy*