

Lesson 1 – The Creator’s Work

Grade 3 - Chapter 1

KEY CONCEPT

God created everything. All creation shows God’s goodness. God created humans in his image and likeness with a unique role in his creation.

QUICK SESSION

OVERVIEW

STEP 1 - WELCOME

STEP 2 - INVITE

STEP 3 - DISCOVER

STEP 4 - LIVE

STEP 5 - CLOSING

HELPFUL HINT OF THE DAY

Welcome students and thank them for coming

-From day one it is important to convey two things: that you care about the candidates and that you are excited.

-Introduce yourself. Tell them a few things about you and your life – where you grew up, favorite sports team, favorite ice cream, why you decided to be here with them

-Take a few minutes and go around the class, asking each person to introduce themselves and share something like you did

-Let them know that you will be praying for them throughout the year. Encourage them to start praying for each other

-Remember what Theodore Roosevelt wrote: “People don’t care how much you know, until they know how much you care.”

STEP 1 - WELCOME

TIP

Community Activity – Coded Word Challenge sheet

STEP 2 – INVITE

TIP

Let us Pray

- **Say opening prayer.**

God's Word

- **Read the paragraph. Can have the children close their eyes for reflection.**
- **Ask What do you Wonder questions.**

STEP 3 – DISCOVER

TIP

The Creation of the World

- **Read 1st paragraph**
- **Do God Created the Heavens and Earth Sheet. Read what happens on each day and have the children color the sheet as you go from day to day.**

Learning about God

- **Read the paragraphs.**
- **Have the children get together in small groups and do the Share the Faith question.**
- **Work with words – hand out index cards as stated to start vocabulary cards.**

The Beauty of Creation

- **Read the paragraphs and follow text.**

The Image of God

- **Read the paragraphs.**
- **Do index cards for new words.**
- **Activity – Do Creation Quilt using paper squares instead of fabric. Put the quilt together and hang it up in the classroom. (Under optional activity on pg 56)**

STEP 4 – LIVE

TIP

Our Catholic Life

- **Read paragraph**
- **Do chapter connection on Care for Creation on pg 302 – 303**
- **Read paragraphs**
- **Optional Activity**
 - **Have the children plant a flower or a seed. Ask them to care for this at home.**
 - **(If you are going to do this please let us know so we can have the supplies.)**

People of Faith

- **Read about Saint Rabanus Maurus**

Take Homes:

- **Family and Faith page**
- **Do Creation sheet**
- **Chapter Review**

STEP 5 – CLOSING

TIP

Hail Mary and Our Father

- **They should have learned these prayers in Grade 2. If the children still don't know the prayers, need to work on these as other prayers will be introduced this year.**

Name _____ Date _____

Colorful Creation

What are your favorite parts of creation?

- In the five large stars below, write the name of something you can find in the air or in the heavens. Color the stars yellow.
- In any three spaces where there is land on the Earth, write the names of creatures that live on land. Color the land green.
- In the remaining spaces, write the names of three creatures that live in water. Color the water blue.

If you like a challenge, try thinking of things in each group that begin with the same letter.



Write a thank-you prayer. Tell God how you will help care for creation.

God Created the Heavens and the Earth

Name _____

Genesis 1:1-13

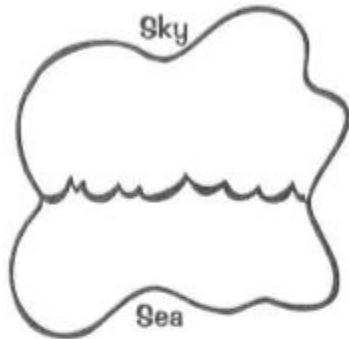
First Day: Day and Night

In the beginning, everything was dark, and God said, "Let there be light." God called the light *day*.

Part of the time it was dark. God called the darkness *night*.

And God was pleased.

*Color day white.
Color night black.*



*Color sky light blue.
Color sea dark blue.*

Second Day: the Heavens and Sea

On the second day, God created the crystal clear waters of the oceans, lakes, and rivers.

Then God made the bright blue sky. God called the sky *heaven* and the waters *sea*.

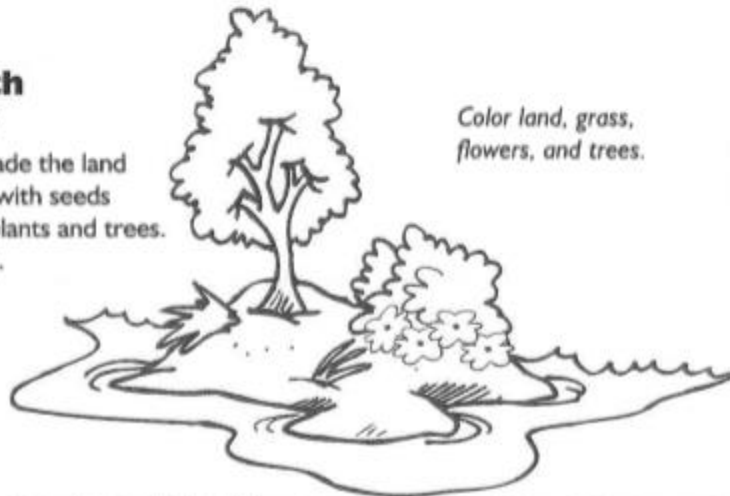
And God was pleased.

Third Day: Earth and Vegetation

On the third day, God made the land and covered the ground with seeds that grew into beautiful plants and trees. God called the land *earth*.

And God was pleased.

*Color land, grass,
flowers, and trees.*



And Everything Within

Name _____

Genesis 1:14-31

Fourth Day: Heavenly Bodies

On the fourth day, God made the two great lights—the sun to guide the day, and the moon and stars to guide the night. And God was pleased.

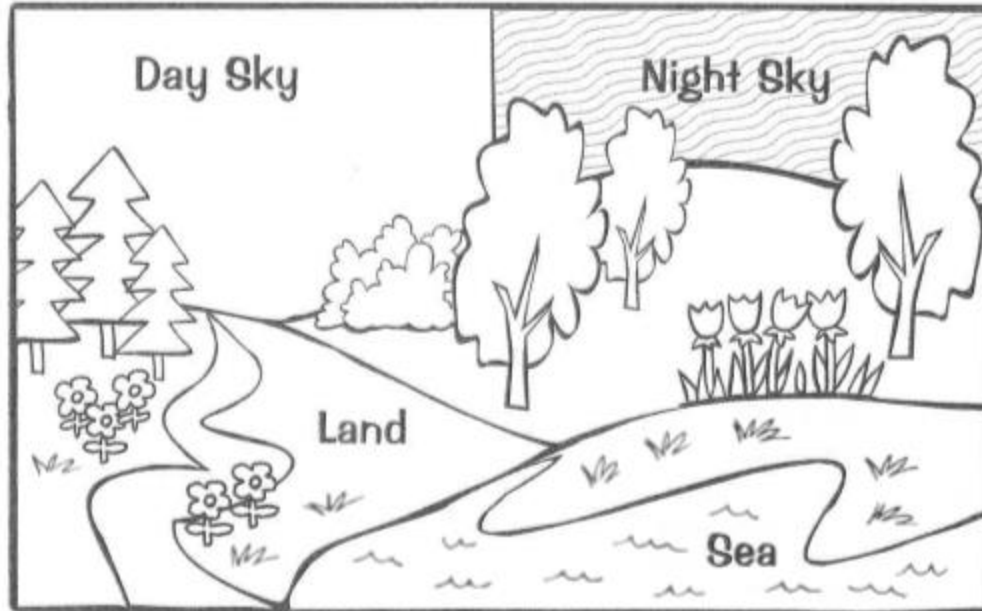
Fifth Day: Birds and Fish

On the fifth day, God made the birds that filled the skies and the fish and other sea creatures to fill the seas, lakes, and rivers. And God was pleased.

Sixth Day: Animals and People

On the sixth day, God made all the animals to roam the forests, plains, and jungles. Then God made people. And God was pleased.

Color this page. Then draw a line from the pictures at the bottom of the page to the place where each belongs. Or, cut out the figures at the bottom and paste each one where it belongs.



Psalms 119:11 – Coded Word Challenge

To the teacher: To make this activity more challenging, students can be timed; the fastest time wins!

Each number in the box stands for a letter of the alphabet. Write the correct number in the blank to put the word into the code.

S I N

T R E A S U R E D

A G A I N S T

H E A R T

W O R D

Code key

A 1	J 10	S 19
B 2	K 11	T 20
C 3	L 12	U 21
D 4	M 13	V 22
E 5	N 14	W 23
F 6	O 15	X 24
G 7	P 16	Y 25
H 8	Q 17	Z 26
I 9	R 18	

Time: _____

Each number stands for a letter of the alphabet. Write the correct letter in the blank to find the coded message.

9 8 1 22 5 20 18 5 1 19 21 18 5 4 25 15 21 18

23 15 18 4 9 14 13 25 8 5 1 18 20 19 15

20 8 1 20 9 13 1 25 14 15 20 19 9 14

1 7 1 9 14 19 20 25 15 21