

# Lesson 14 – Making Choices

Grade 1 – Chapter 14

## KEY CONCEPT

*The Ten Commandments are God's laws to help people love him and others. God gives people the freedom to choose.*

## QUICK SESSION OVERVIEW

STEP 1 - WELCOME

STEP 2 - INVITE

STEP 3 - DISCOVER

STEP 4 - LIVE

STEP 5 - CLOSING

### *Work to Facilitate Through Group Discussion*

- Model the behavior and attitudes you want group members to employ
- Use encouraging body language and tone of voice, as well as words
- Give positive feedback for joining discussion Be aware of people's reactions and feelings, and try to respond appropriately -Ask open-ended questions
- Control your own biases. Allow the discussion to flow as best as you can. Obviously, we want to present facts of the Faith so jump in to make sure this is happening throughout

## ***STEP 1 - WELCOME***

### **TIP**

**Community Activity – coloring sheet or maze**

## ***STEP 2 – INVITE***

### **TIP**

#### **Let us Pray**

- **Say prayer on pg. 193**
- **Say Our Father**
- **Read God’s Word**
- **Talk about What do you wonder questions.**

## **STEP 3 – DISCOVER**

### **TIP**

#### **Types of Choices**

- **Read paragraph**
  - **Ask: How does God help us make Choices?**
  - **Give children options on easy choices and see what they say.**
  - **Do optional activity on hard choices on pg. 194 and ask children what they could do in this situation.**

#### **A Gift from God**

- **Read paragraph**
- **Read God's Word about the commandments**
- **Take time to discuss who God gave the Ten Commandments to.**
- **Read Moses book**

**Activity - Have the children stand and do Ten Commandment rhyme sheet as a class**

- **Can do Moses coloring sheet**

#### **Good Choices**

- **Read paragraphs.**
- **Draw graphic organizer on the board or a sheet of paper to show them. Give the children an example of a situation and see what they choose. Demonstrate that one choice leads to a good result and the other to a bad choice.**

#### **Consequences**

- **Read paragraph**
- **Can do Connect your Faith section**

**Activity – Make good choices activity sheet**

### **Our Catholic Life**

- **Read paragraphs and talk about commandments**
- **Activity – Living the Ten Commandments section. Follow directions to circle or underline the answers. Can do this as a group.**

### **Talk about St. Frances Cabrini**

- **Do the Live your Faith section**

### **Take Homes**

- **Remind the children to review the Faith and Family section with their parents**
- **Chapter Review.**

## ***STEP 5 – CLOSING***

### **TIP**

#### **Closing Prayer**


**Make sure all children are able to do the sign of the cross correctly**

- **Say the Our Father and Hail Mary**



# THE TEN COMMANDMENTS

Guide Moses to the top of Mt. Sinai to receive the Ten Commandments from God.





ice cream cone




vase



toothbrush



apple



tablets



snowman



spoon




paintbrush



Name \_\_\_\_\_ Date \_\_\_\_\_

## Make Good Choices

Look carefully at the pictures below. They tell a story. Help the children in the story make a good choice. In the empty box, draw a picture of the good choice they make.





# TEN COMMANDMENTS

## *Laws for living*

Exodus 20:1–21 ■ ACTION/RHYTHM STORY

Commandment number one  
is simple to recall:  
There is only one God  
Creator, Lord of all.  
*[raise one finger]*

Be faithful to the one you love  
is six's guide for life.  
This is a good commandment  
for a husband and a wife.  
*[raise six fingers]*

Commandment number two says  
always respect God's holy name.  
It is good advice for you  
to never ever bring it shame.  
*[raise two fingers]*

Commandment seven says do not take  
what doesn't belong to you.  
By keeping this commandment  
you praise God in all you do.  
*[raise seven fingers]*

Sunday is a special day.  
Do not work, but rest.  
The third commandment tells us  
that Sunday is the best.  
*[raise three fingers]*

Don't bear false witness, number eight,  
means in everything you do  
you must tell the truth about others.  
It is God's law for you.  
*[raise eight fingers]*

Your father and your mother  
are gifts from God to you.  
Commandment number four says  
honor them in all you do.  
*[raise four fingers]*

Stay faithful to your spouse,  
says commandment number nine.  
Do not seek spouses elsewhere  
and you should be just fine.  
*[raise nine fingers]*

Do not murder says  
commandment number five.  
The special creatures God has made  
must all be kept alive.  
*[raise five fingers]*

There may be things that others have  
that you would like as well.  
Number ten says do not seek these things  
and you'll do really swell.  
*[raise ten fingers]*

**Lent Activity**



# My Lenten Resolution Egg

Name \_\_\_\_\_

## My Resolution

---

---

**1st Sunday  
of Lent**

- I did great.
- I did okay.
- I'll do better next week.

**2nd Sunday  
of Lent**

- I did great.
- I did okay.
- I'll do better next week.

**3rd Sunday  
of Lent**

- I did great.
- I did okay.
- I'll do better next week.

**4th Sunday  
of Lent**

- I did great.
- I did okay.
- I'll do better next week.

**5th Sunday  
of Lent**

- I did great.
- I did okay.
- I'll do better next week.

**Palm/Passion  
Sunday**

- I did great.
- I did okay.
- I'll do better next week.