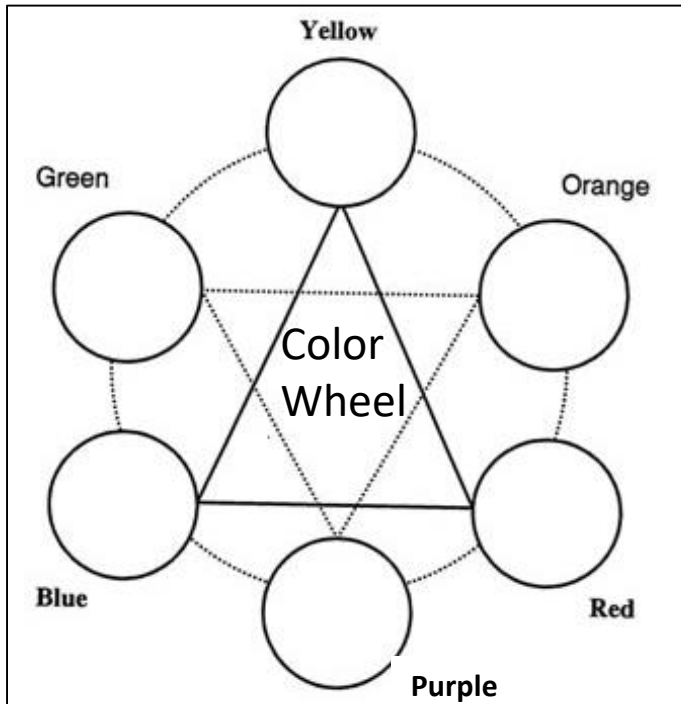




- To reinforce basic skills e.g. cutting, gluing, painting
- To use the elements of art: line, color, shape, texture, space to create art
- To use the principles of design: pattern & symmetrical balance
- To make connections between art and other school curriculum
- To begin learning about art and artists from the past or present
- To learn responsibility in using and caring for art supplies and tools

What will I learn in Kindergarten Art?



I will discover primary and secondary colors and use them to create art.

Warm Colors:  red yellow orange

Cool Colors:  blue green purple

Neutral Colors: black white brown

red + yellow = orange

yellow + blue = green

red + blue = purple

I will recognize patterns and create patterns in my artwork.

Kindergarten Vocabulary:

center	shape	short/long
left/right	size	collage
pattern	line	imagine
warm/cool	wavy	create
thick/thin	zigzag	background
up/down	straight	texture
over/under	curvy	space

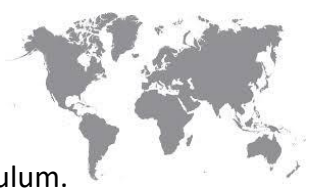
Elements of Art:
Line Shape Color
Texture Space

I will name symmetrical balance & use it in my artwork.

I will discover and use shapes when I create art.

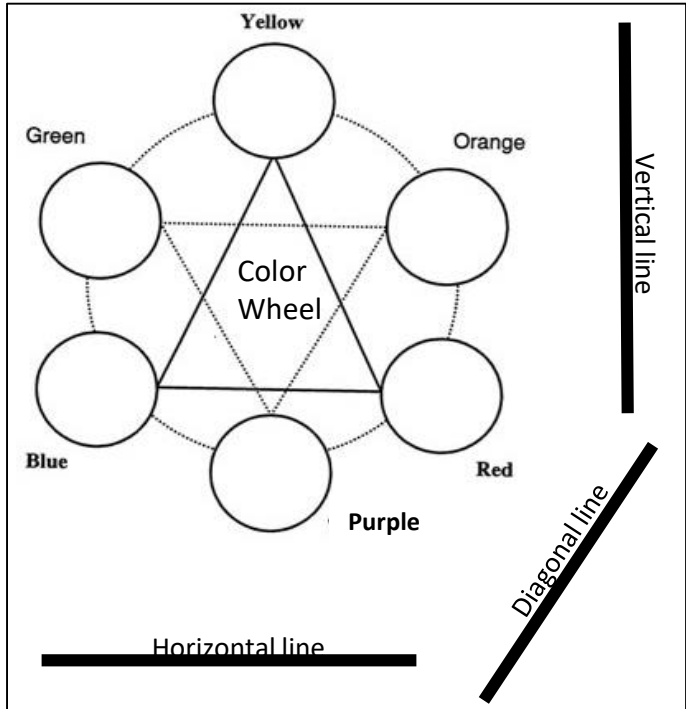
I will name types of lines and draw them in my artwork.

- I will learn about art & artists from around the world, past and/or present.
- I will also identify & explain different types of art careers.
- I will make connections between art and other school curriculum.



- To reinforce basic skills e.g. cutting, gluing, painting
- To use the elements of art: line, color, shape, texture, space to create art
- To use the principles of design: pattern & symmetrical balance
- To make connections between art and other school curriculum
- To begin learning about art and artists from the past or present
- To learn responsibility in using and caring for art supplies and tools

What will I learn in First Grade Art?



First Grade Vocabulary:

diagonal	background	pattern
horizontal	foreground	print
vertical	horizon line	3D (three-dimensional)
primary	assemble	2D (two-dimensional)
secondary	texture	
neutral		

Elements of Art:

Line Shape Color Space
Form Texture

Principles of Art: Pattern

I will name symmetrical balance & use it in my artwork.

I will discover primary and secondary colors and use them to create art.

Warm Colors: red yellow orange

Cool Colors: blue green purple

Neutral Colors: black white brown

Primary Colors: red yellow blue

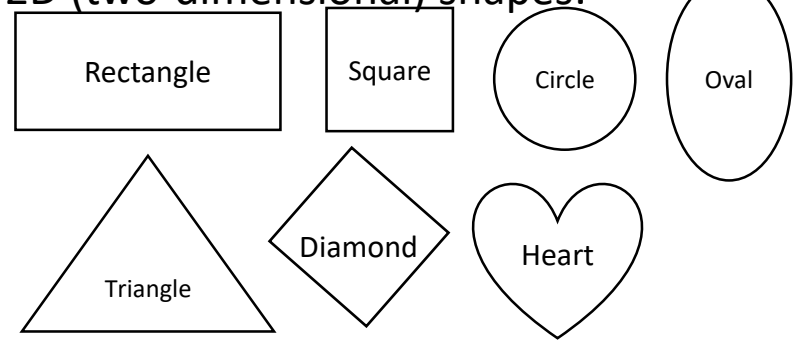
Secondary Colors: orange green purple

If I add WHITE to a color, it becomes lighter.
If I add BLACK to a color, it becomes darker.

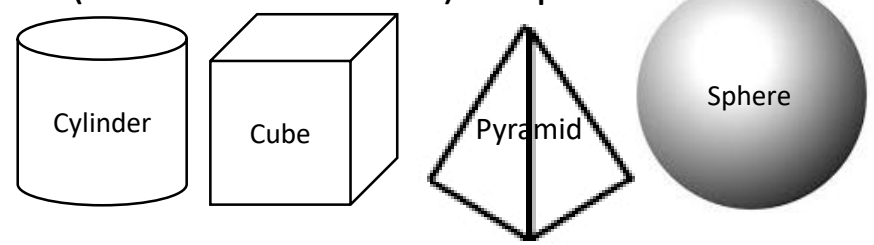
I will recognize patterns and create patterns in my artwork.

I will discover & use shapes when I create art.

2D (two-dimensional) shapes:



3D (three-dimensional) shapes:

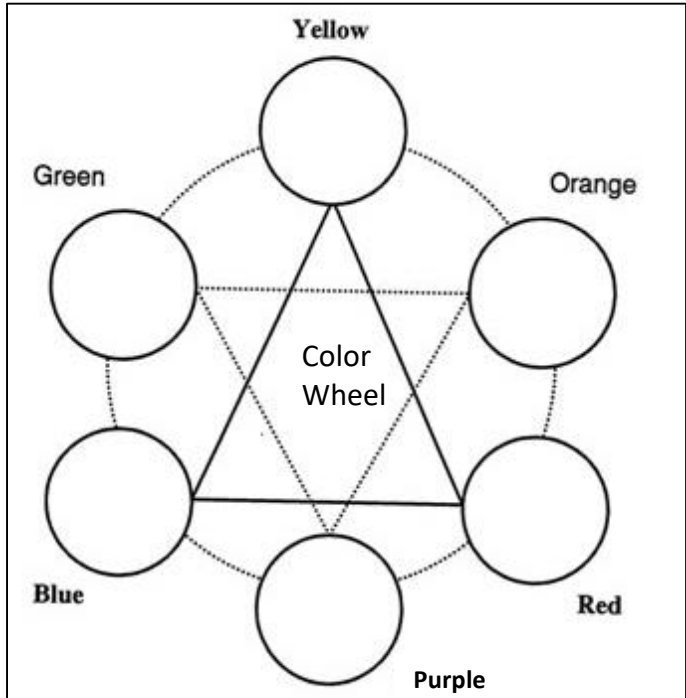


- I will learn about art & artists from around the world, past and/or present.
- I will also identify & explain different types of art careers.
- I will make connections between art and other school curriculum.



- To reinforce basic skills e.g. cutting, gluing, painting
- To use the elements of art: line, color, shape, texture, space to create art
- To use the principles of design: pattern & symmetrical balance
- To make connections between art and other school curriculum
- To begin learning about art and artists from the past or present
- To learn responsibility in using and caring for art supplies and tools

What will I learn in Second Grade Art?



I will discover primary and secondary colors and use them to create art.

Warm Colors: red yellow orange

Cool Colors: blue green purple

Neutral Colors: black white brown

Primary Colors: red yellow blue

Secondary Colors: orange green purple

If I add WHITE to a color, it becomes lighter.
If I add BLACK to a color, it becomes darker.



Second Grade Vocabulary:

- | | | |
|------------|------------|-------------|
| cone | still life | warm colors |
| cube | observe | cool colors |
| illustrate | pattern | sphere |
| media | silhouette | pyramid |
| medium | theme | symmetry |
| Geometric | organic | |

Elements of Art:

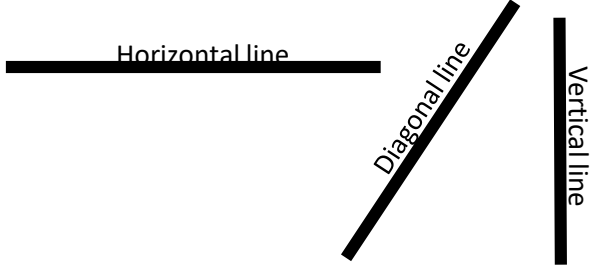
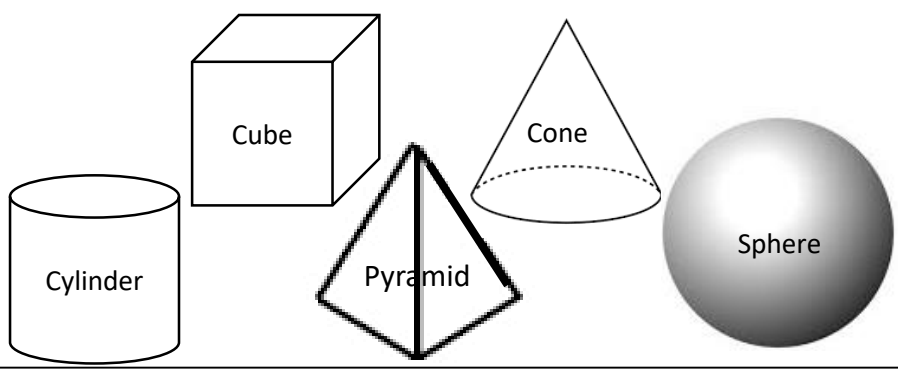
Line Shape Color Space
Value Form Texture

Principles of Art:

Pattern

I will name symmetrical balance & use it in my artwork.

I will discover & use shapes when I create art. Geometric vs. organic shapes and 3D (three-dimensional) shapes:

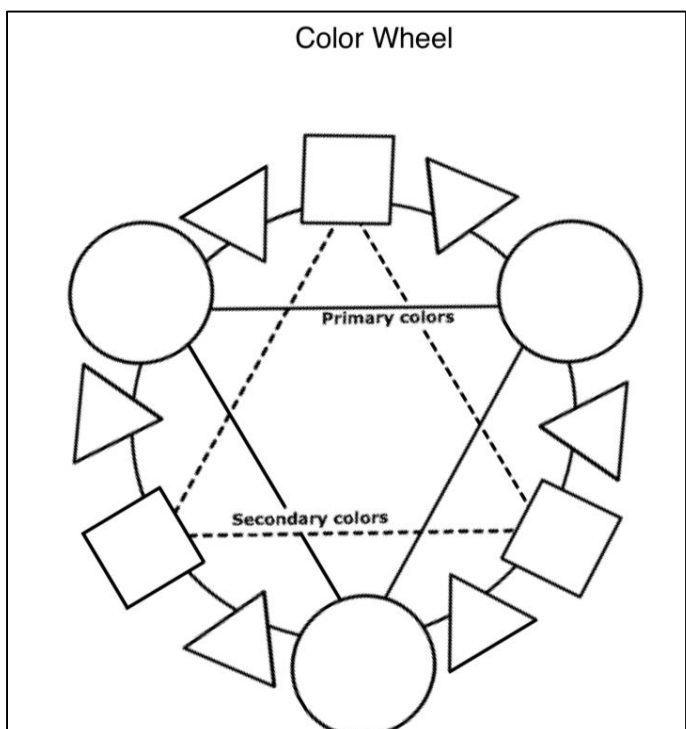


- I will learn about art & artists from around the world, past and/or present.
- I will also identify & explain different types of art careers.
- I will make connections between art and other school curriculum.




- Third Grade Learning Goals: (adapted from the National Core Arts Standards)
- To further explore the elements of art: line, color, shape, texture, space, & begin to explore form & value
 - To use the principle of design, balance, (radial, symmetrical, asymmetrical)
 - To start with a rough draft and produce a finished product
 - To use problem solving skills
 - To learn about art from other cultures
 - To learn about art and artists from the past or present
 - To make connections between art and other school curriculum
 - To show responsibility in using and caring for art supplies and tools

What will I learn in Third Grade Art?



I will discover color schemes and use them to create art.

- Warm Colors:** red, yellow, orange
- Cool Colors:** blue, green, purple
- Neutral Colors:** black, white, brown
- Primary Colors:** red, blue, yellow
- Secondary Colors:** orange, green, purple
- Intermediate Colors:** red-orange, red-purple, blue-green, blue-purple, yellow-green, yellow-orange



I will discover positive and negative space and use it when I create art.

Third Grade Vocabulary:

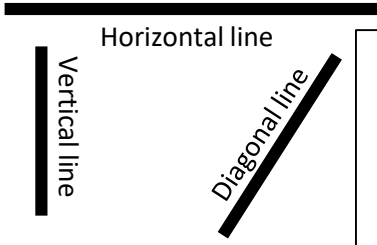
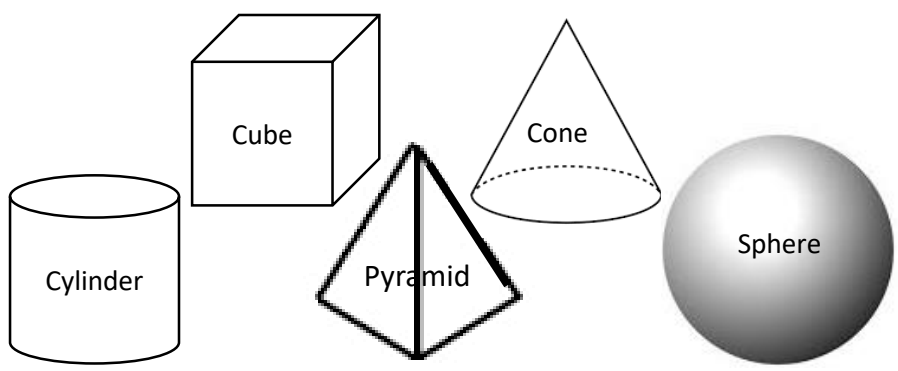
architecture	intermediate	overlapping
artifacts	placement	shade
ceramics	positive/negative space	
cool/ warm colors	asymmetry/symmetry	
depth	balance	tint
contrast	illusion	3D/2D

Elements of Art:

- Line Shape Color Space Value Form Texture
- Principles of Art:
- Pattern Balance Contrast

I will discover & use shapes when I create art.

3D (three-dimensional) shapes:



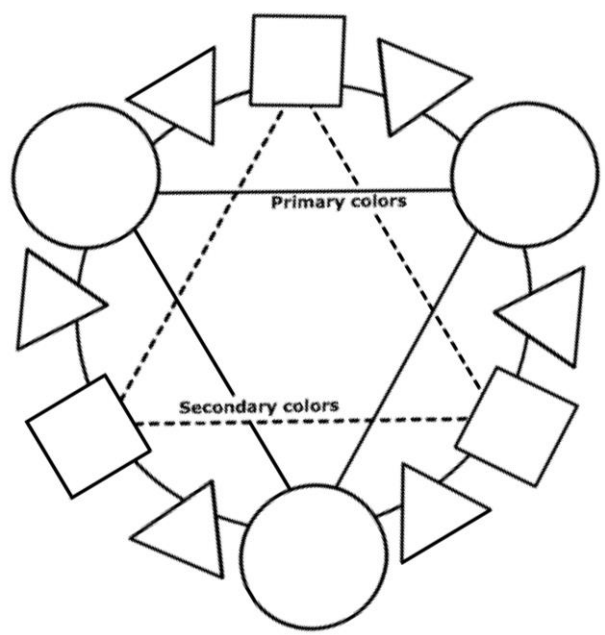
I will name types of balance (symmetrical/asymmetrical/radial) & use them in my artwork.

- I will learn about art & artists from around the world, past and/or present.
 - I will also identify & explain different types of art careers.
 - I will make connections between art and other school curriculum.
- 

- Fourth Grade Learning Goals: (adapted from the National Core Arts Standards)
- To further explore the elements of art: line, color, shape, texture, space, & begin to explore form & value
 - To use the principle of design, balance, (radial, symmetrical, asymmetrical)
 - To start with a rough draft and produce a finished product
 - To use problem solving skills
 - To learn about art from other cultures
 - To learn about art and artists from the past or present
 - To make connections between art and other school curriculum
 - To show responsibility in using and caring for art supplies and tools

What will I learn in Fourth Grade Art?

Color Wheel




I will discover color schemes and use them to create art.

- Warm Colors:** red, yellow, orange
- Cool Colors:** blue, green, purple
- Neutral Colors:** black, white, brown

- Primary Colors:** red, blue, yellow
- Secondary Colors:** orange, green, purple
- Intermediate Colors:** red-orange, red-purple, blue-green, blue-purple, yellow-green, yellow-orange

Color + white = **TINT** 
 Color + black = **SHADE**

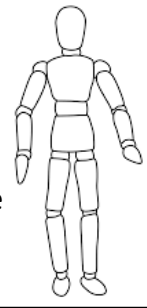


I will discover positive and negative space and use it when I create art.

Fourth Grade Vocabulary:

- architecture placement
- cylinder positive/negative space
- depth balance
- contrast symmetry/asymmetry/radial
- pattern intermediate tint/shade
- collaborate

I will be able to demonstrate how to use proportion, especially within the human figure and facial features.



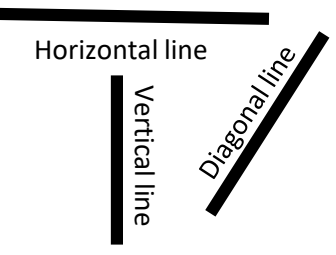
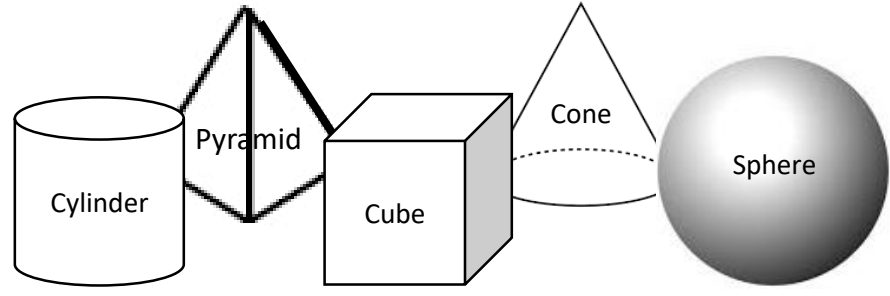
Elements of Art:

Line Shape Color Space Value Form Texture

Principles of Art:

Pattern Balance Contrast Emphasis

I will identify and experiment with drawing 3D forms.



I will name types of balance (symmetrical/asymmetrical/radial) & use them in my artwork.

I will work from a rough draft to a final, finished product.

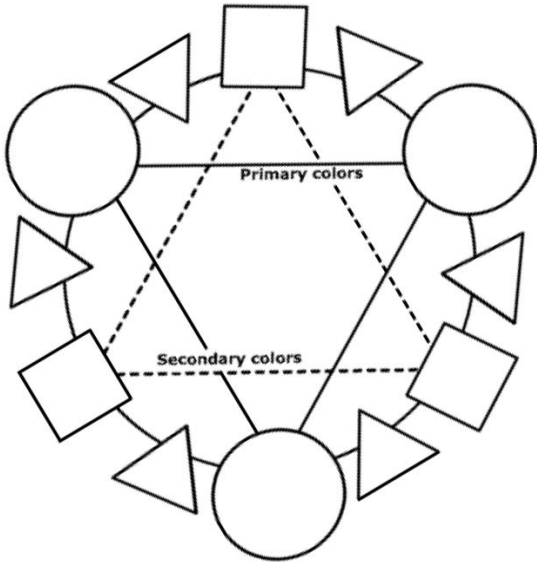
- I will learn about art & artists from around the world, past and/or present.
- I will also identify & explain different types of art careers.
- I will make connections between art and other school curriculum.



- Fifth Grade Learning Goals: (adapted from the National Core Arts Standards)
- To further explore the elements of art: line, color, shape, texture, space, & begin to explore form & value
 - To use the principle of design, balance, (radial, symmetrical, asymmetrical)
 - To start with a rough draft and produce a finished product
 - To use problem solving skills
 - To learn about art from other cultures
 - To learn about art and artists from the past or present
 - To make connections between art and other school curriculum
 - To show responsibility in using and caring for art supplies and tools

What will I learn in Fifth Grade Art?

Color Wheel



I will discover color schemes and use them to create art.

Warm Colors: red, yellow, orange

Cool Colors: blue, green, purple

Neutral Colors: black, white, brown

Primary Colors: red, blue, yellow

Secondary Colors: orange, green, purple

Intermediate Colors: red-orange, red-purple, blue-green, blue-purple, yellow-green, yellow-orange

Color + white = **TINT**

Color + black = **SHADE**



MONOCHROMATIC= one hue plus tints, shades, and tones of that hue.

COMPLEMENTARY= two opposite colors on the color wheel

Fifth Grade Vocabulary:

perspective	hues
point of view	monochrome
research	value
sketch	tone
symbols	intensity
contrast	movement
Culture	complementary
proportion	principles

I can demonstrate how to use proportion, especially within the human figure and facial features.



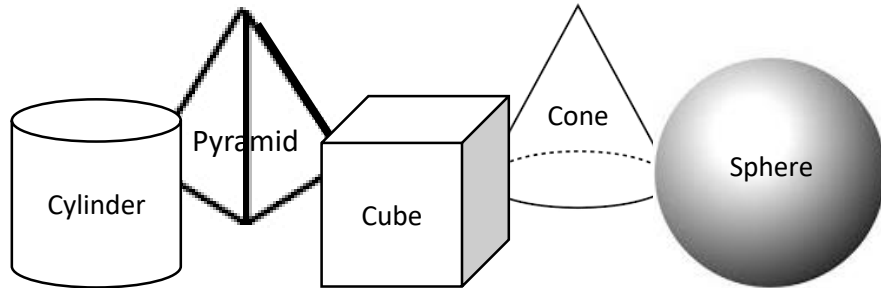
Elements of Art:

Line Shape Color Space Value Form Texture

Principles of Art:

Pattern Balance Contrast Movement Emphasis
Rhythm Unity

I will identify and experiment with drawing 3D forms.




Horizontal line

Vertical line

Diagonal line

I will name types of balance (symmetrical/asymmetrical/radial) & use them in my artwork.

I will work from a rough draft to a final, finished product.



I will discover positive and negative space and use it when I create art.

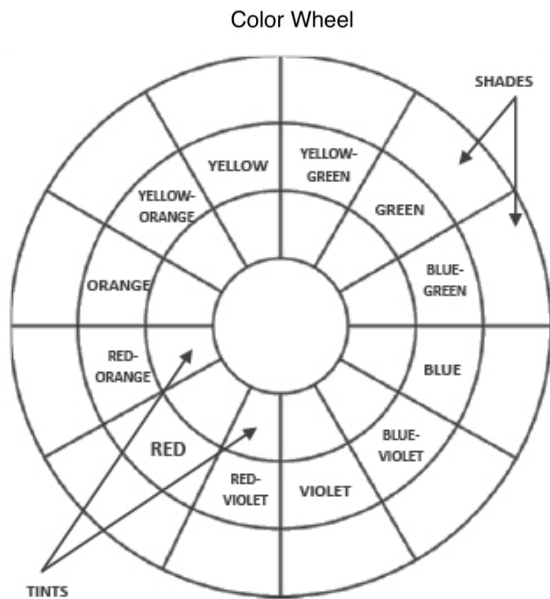
- I will learn about art & artists from around the world, past and/or present.
- I will also identify & explain different types of art careers.
- I will make connections between art and other school curriculum.



Sixth Grade Learning Goals: (adapted from the National Core Arts Standards)

- To further explore the elements of art
- To use the principle of design: balance, (radial, symmetrical, asymmetrical) proportion/scale
- To start with a rough draft and produce a finished product
- To use problem solving skills
- To learn about art from other cultures
- To learn about art and artists from the past or present
- To make connections between art and other school curriculum
- To show responsibility in using and caring for art supplies and tools
- To make connections between possible future careers and things that they have learned in art

What will I learn in Sixth Grade Art?



Warm Colors: red, yellow, orange
Cool Colors: blue, green, purple
Neutral Colors: black, white, brown

Primary Colors: red, blue, yellow
Secondary Colors: orange, green, purple
Intermediate Colors: red-orange, red-purple, blue-green, blue-purple, yellow-green, yellow-orange

Color + white = **TINT**
 Color + black = **SHADE**

MONOCHROMATIC= one hue plus tints, shades, and tones of that hue.

COMPLEMENTARY= two opposite colors on the color wheel



INTENSITY: the brightness or dullness of a color
VALUE: the lightness or darkness of a color

Sixth Grade Vocabulary:

contour	Cubism	rhythm
gesture	Surrealism	intensity
silhouette	Impressionism	parallel
perspective	craftsmanship	perpendicular
symmetry/asymmetry	hues	proportion
radial	tone	Elements of Art
ancient	unity	Principles of Art

I will consider how the E/Ps are used in art creations.

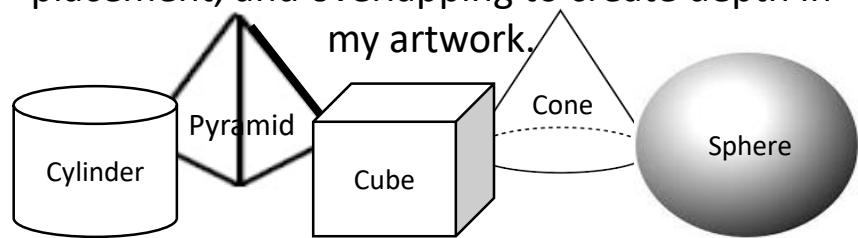
Elements of Art:

Line Shape Color Space Value Form Texture

Principles of Art:

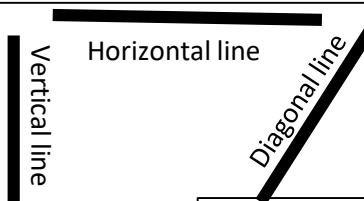
Balance Contrast Movement Rhythm Pattern
 Emphasis Unity

I will identify and draw 3D forms. I can use size, placement, and overlapping to create depth in my artwork.




I will demonstrate how to use the tools, materials, and techniques of various 2D and 3D media to make intentional choices in my original art.

Specific concepts: symmetrical, asymmetrical, radial balance, & one-point perspective



I will demonstrate how to use proportion, especially within the human figure and facial features.



I will discover positive and negative space and use it when I create art.

I will work from a rough draft to a final, finished product.

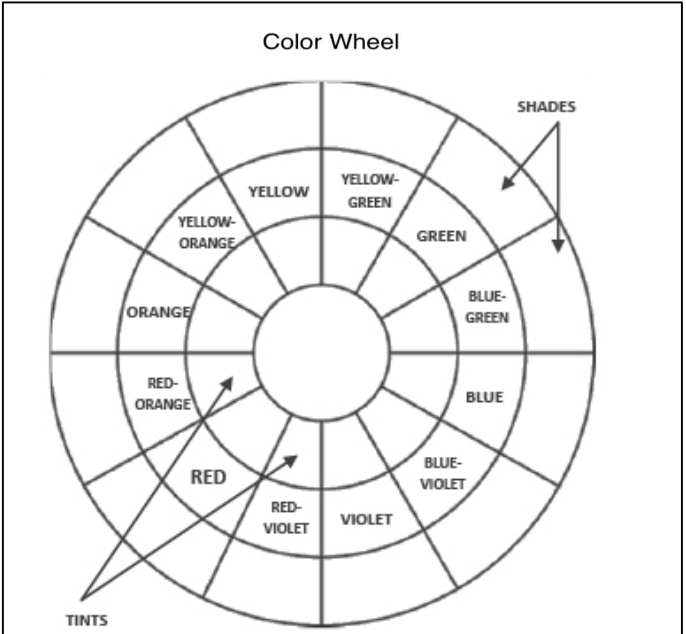
I will learn about art & artists from around the world, past and/or present. I will also identify & explain different types of art careers. I will make connections between art and other school curriculum.



Seventh Grade Learning Goals: (adapted from the National Core Arts Standards)

- To further explore the elements of art
- To use the principle of design: balance, (radial, symmetrical, asymmetrical) proportion/scale
- To start with a rough draft and produce a finished product
- To use problem solving skills
- To learn about art from other cultures
- To learn about art and artists from the past or present
- To make connections between art and other school curriculum
- To show responsibility in using and caring for art supplies and tools
- To make connections between possible future careers and things that they have learned in art

What will I learn in Seventh Grade Art?



Warm Colors: red, yellow, orange
Cool Colors: blue, green, purple
Neutral Colors: black, white, brown

Primary Colors: red, blue, yellow
Secondary Colors: orange, green, purple
Intermediate Colors: red-orange, red-purple, blue-green, blue-purple, yellow-green, yellow-orange

Color + white = **TINT**
 Color + black = **SHADE**

MONOCHROMATIC= one hue plus tints, shades, and tones of that hue.
COMPLEMENTARY= two opposite colors on the color wheel

INTENSITY: the brightness or dullness of a color
VALUE: the lightness or darkness of a color



Seventh Grade Vocabulary:

contour	hatching	monochromatic
gesture	crosshatching	intensity
silhouette	stippling	value
tone	motif	proportion
hues	positive/negative space	
tint	blending	shade

I will consider how the E/Ps are used in art creations.

Elements of Art:


Line Shape Color Space Value Form Texture

Principles of Art:

Balance Contrast Movement Rhythm Pattern Emphasis Unity

I will use drawing techniques to render objects (with highlights, shadows & a light source) in my artwork.

- Blending
- Hatching
- Stippling
- Crosshatching



I will work from a rough draft to a final, finished product.

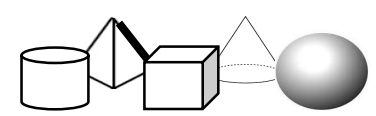
I will demonstrate how to use the tools, materials, and techniques of various 2D and 3D media to make intentional choices in my original art.

Specific concepts:


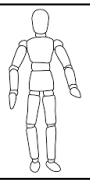
Illusion of depth (size, placement, overlapping)
 Symmetrical, Asymmetrical, Radial balance
 Perspective, Complex pattern/motif/Zentangles

I will learn about art & artists from around the world, past and/or present.

I will also identify & explain different types of art careers. I will make connections between art and other school curriculum.



I will demonstrate how to use proportion, especially within the human figure and facial features.



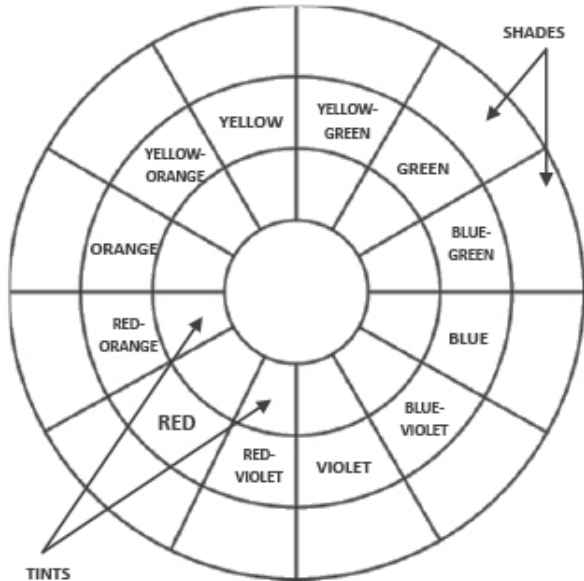
I will discover positive and negative space and use it when I create art.

Eighth Grade Learning Goals: (adapted from the National Core Arts Standards)

- To further explore the elements of art
- To use the principle of design: balance, (radial, symmetrical, asymmetrical) proportion/scale
- To start with a rough draft and produce a finished product
- To use problem solving skills
- To learn about art from other cultures
- To learn about art and artists from the past or present
- To make connections between art and other school curriculum
- To show responsibility in using and caring for art supplies and tools
- To make connections between possible future careers and things that they have learned in art

What will I learn in Eighth Grade Art?

Color Wheel



Warm Colors: red, yellow, orange
Cool Colors: blue, green, purple
Neutral Colors: black, white, brown

Primary Colors: red, blue, yellow
Secondary Colors: orange, green, purple
Intermediate Colors: red-orange, red-purple, blue-green, blue-purple, yellow-green, yellow-orange

Color + white = **TINT**
 Color + black = **SHADE**

MONOCHROMATIC= one hue plus tints, shades, and tones of that hue.

COMPLEMENTARY= two opposite colors on the color wheel

INTENSITY: the brightness or dullness of a color
VALUE: the lightness or darkness of a color

Eighth Grade Vocabulary:

contour	hatching	monochromatic
gesture	crosshatching	intensity
silhouette	stippling	value
tone	motif	proportion
hues	positive/negative space	
Tint	blending	shade

I will consider how the E/Ps are used in art creations.

Elements of Art:

Line Shape Color Space Value Form Texture

Principles of Art:

Balance Contrast Movement Rhythm Pattern Emphasis Unity

I will use drawing techniques to render objects (with highlights, shadows & a light source) in my artwork.

- Blending
- Hatching
- Stippling
- Crosshatching



I will work from a rough draft to a final, finished product.

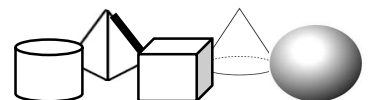
I will demonstrate how to use the tools, materials, and techniques of various 2D and 3D media to make intentional choices in my original art.

Specific concepts:

Illusion of depth (size, placement, overlapping)
 Symmetrical, Asymmetrical, Radial balance
 Perspective, Complex pattern/motif/Zentangles

I will learn about art & artists from around the world, past and/or present.

I will also identify & explain different types of art careers. I will make connections between art and other school curriculum.



I will demonstrate how to use proportion, especially within the human figure and facial features.



I will discover positive and negative space and use it when I create art.