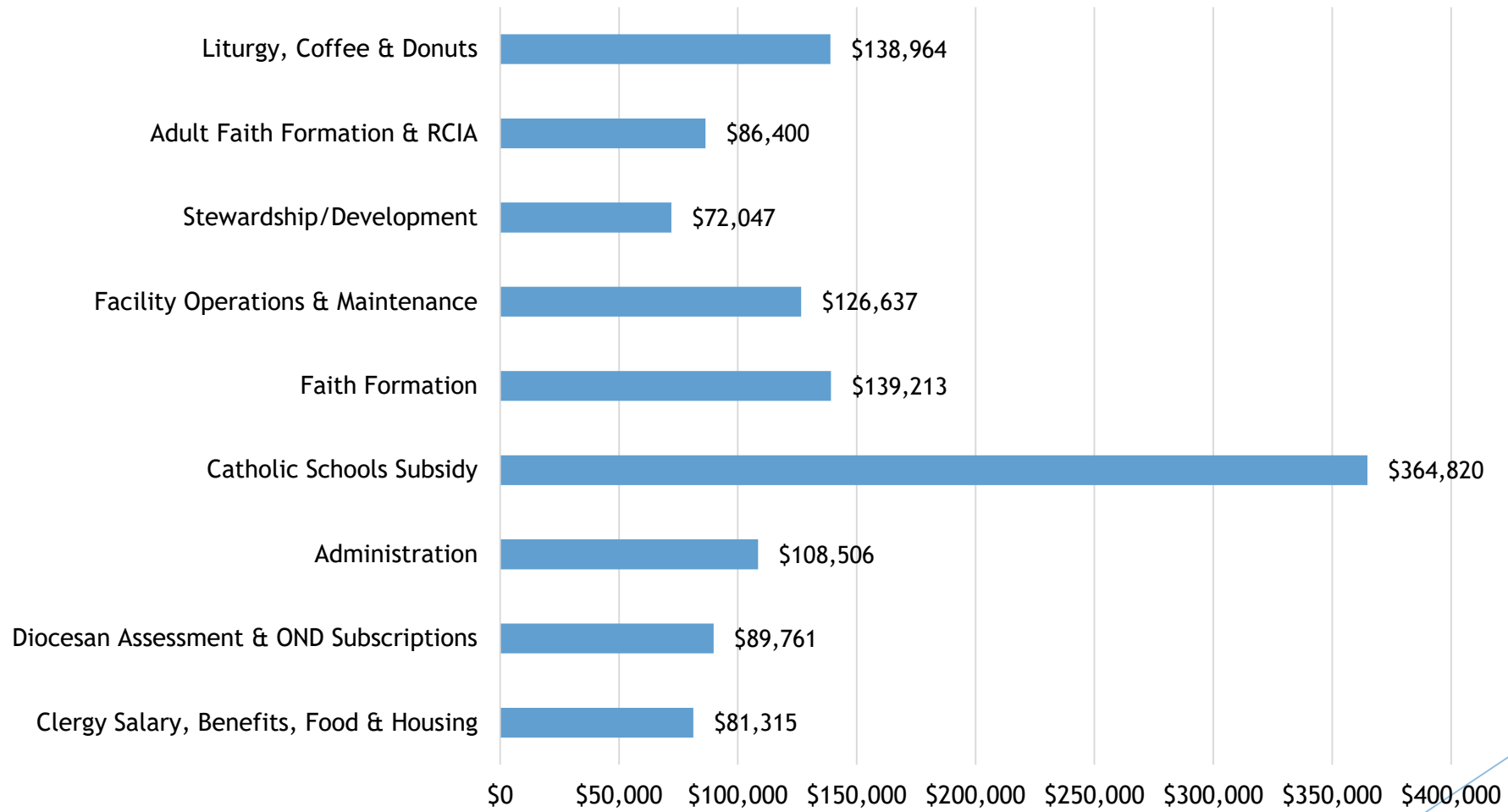




STATE OF THE PARISH

2020-2021 Financial Summary

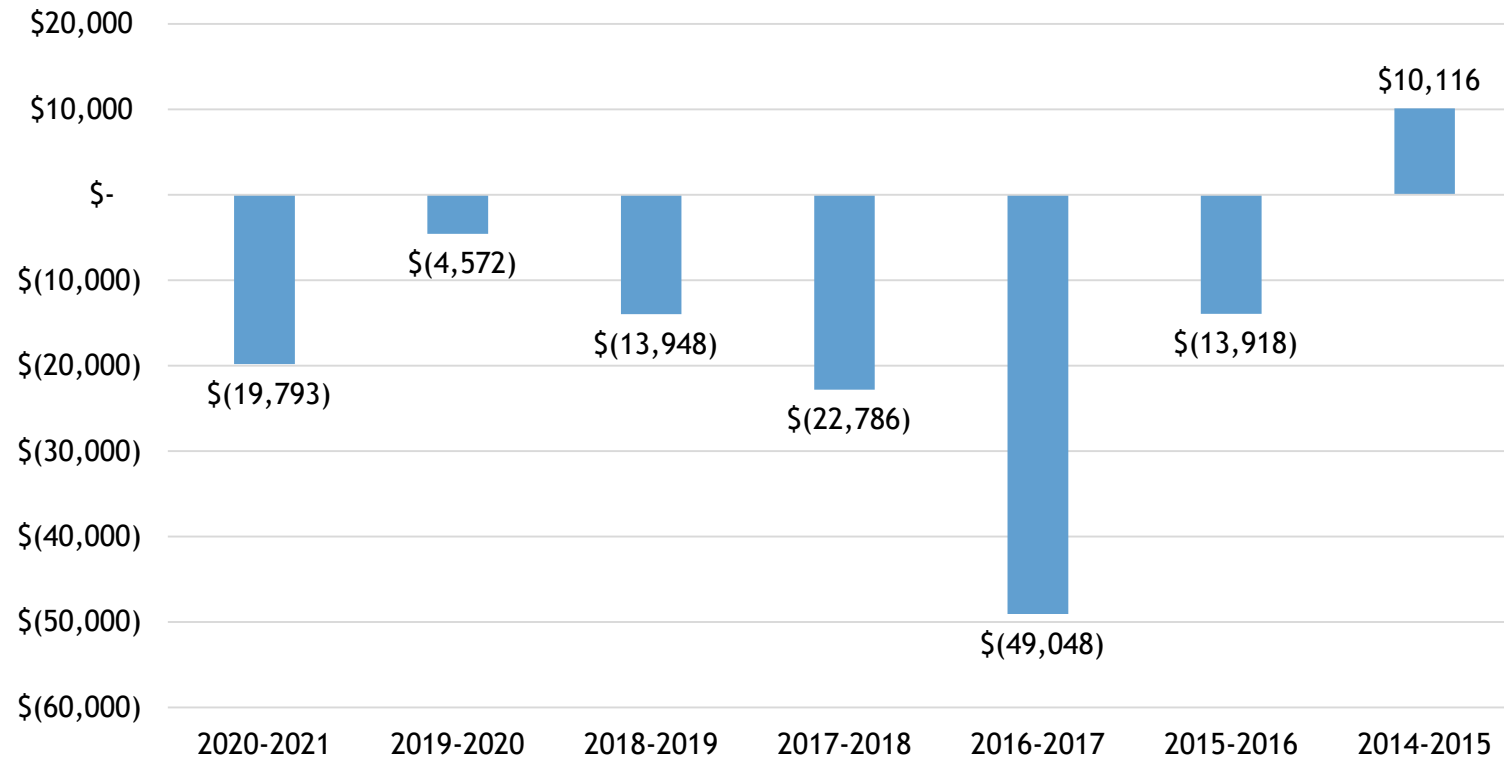
2020-2021 Ministries Supported



Sunday Offering Historical Comparison

	Variance	Budget	Actual
2020-2021	\$ (19,793)	\$ 1,132,100	\$ 1,112,307
2019-2020	\$ (4,572)	\$ 1,141,300	\$ 1,136,728
2018-2019	\$ (13,948)	\$ 1,155,800	\$ 1,141,852
2017-2018	\$ (22,786)	\$ 1,148,675	\$ 1,125,889
2016-2017	\$ (49,048)	\$ 1,137,925	\$ 1,088,877
2015-2016	\$ (13,918)	\$ 1,096,800	\$ 1,082,882
2014-2015	\$ 10,116	\$ 1,032,300	\$ 1,042,416
2013-2014	\$ (67,481)	\$ 997,572	\$ 930,091
<i>*Offertory Renewal conducted Fall 2014</i>			

Sunday Offering Compared to Budget



2020-2021 Financial Summary for the Parish

	Actual	Budget	Variance
Parish Revenue	\$ 1,491,977	\$ 1,423,637	\$ 68,340
Parish Expenses	\$ 1,377,027	\$ 1,423,637	\$ (46,610)
Net Increase (Shortfall)	\$ 114,950	\$ -	\$ 114,950

*PPP Loan Forgiveness	\$ 115,802
# of Employees	14
Cost of Salaries & Benefits	\$ 502,013
% of Parish Budget Allocated to Salaries & Benefits	36%

2020-21 Financial Summary for the School

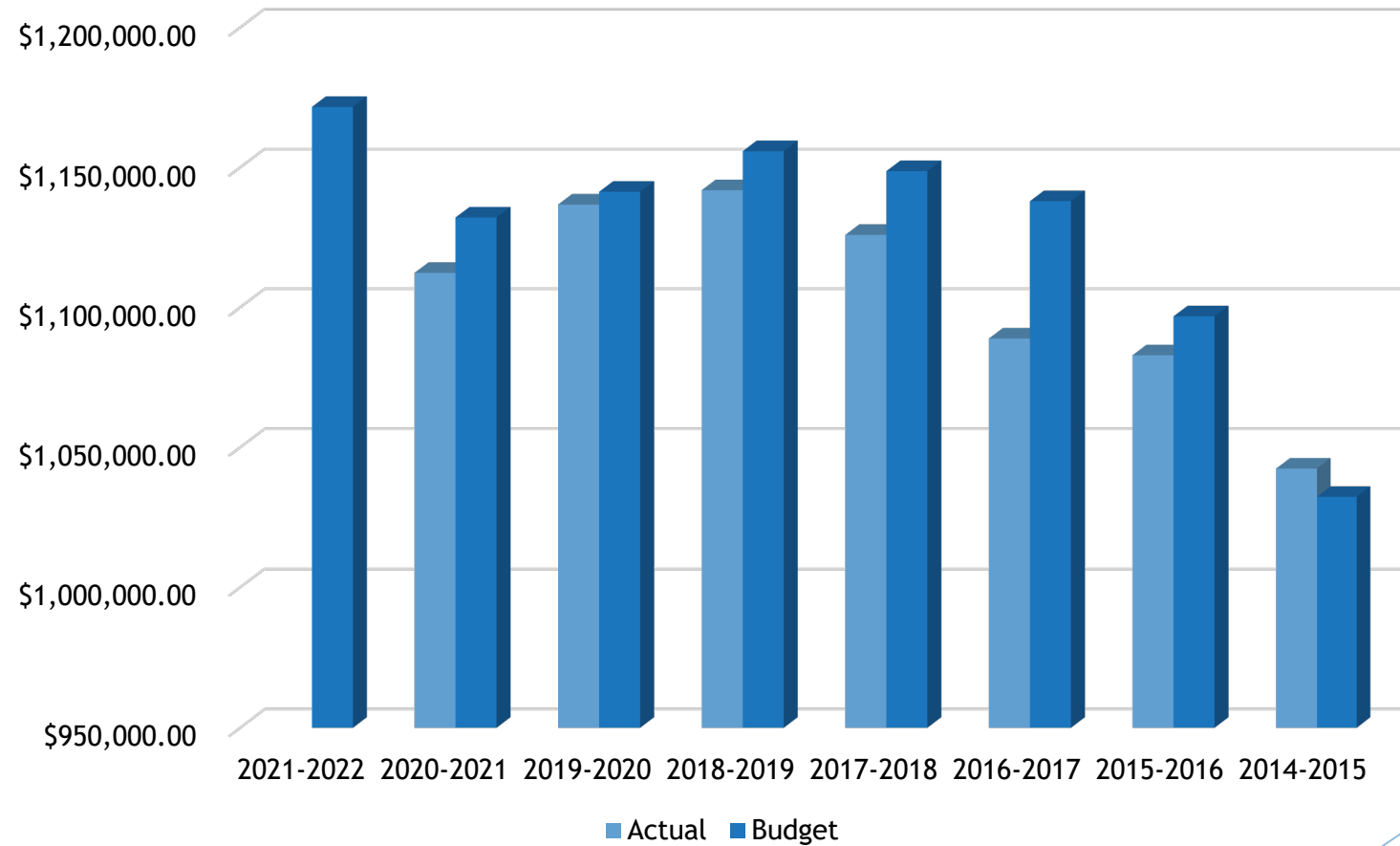
	Actual	Budget	Variance
School Revenue	\$ 2,149,468	\$ 1,883,620	\$ 265,848
School Expenses	\$ 1,897,787	\$ 1,883,620	\$ 14,167
Net Increase (Shortfall)	\$ 251,680	\$ -	\$ 251,680

*PPP Loan Forgiveness	\$ 241,025
# of Employees	32
Cost of Salaries & Benefits	\$ 1,417,858
% of School Budget Allocated to Salaries & Benefits	75%
% of Adult Offering Allocated to Catholic School Education	31%

Sunday Offering Budgeted for 2021-22

	Actual	Budget	Variance
2021-2022		\$ 1,171,600	
2020-2021	\$ 1,112,307	\$ 1,132,100	\$ (19,793)
2019-2020	\$ 1,136,728	\$ 1,141,300	\$ (4,572)
2018-2019	\$ 1,141,852	\$ 1,155,800	\$ (13,948)
2017-2018	\$ 1,125,889	\$ 1,148,675	\$ (22,786)
2016-2017	\$ 1,088,877	\$ 1,137,925	\$ (49,048)
2015-2016	\$ 1,082,882	\$ 1,096,800	\$ (13,918)
2014-2015	\$ 1,042,416	\$ 1,032,300	\$ 10,116
2013-2014	\$ 930,091	\$ 997,572	\$ (67,481)

Sunday Offering Trends



Building Fund Debt

	Original Debt	Current Balance
Bank Loan	\$ 3,133,833	\$ -
Loan from Parishioners	\$ 398,738	\$ 173,337
Total	\$ 3,532,571	\$ 173,337
Current Monthly Loan Payment		\$ -
Debt Paid Off in 2020-21		\$ 596,096
Total Debt Paid Off Lifetime to Date		\$ 3,359,234

Building Fund Capital Debt

